

SIDING PRODUCT DIRECTORY

VINYL AND METAL



Siding • Soffit • Accessories



REVERE PRODUCT DIRECTORY

VINYL SIDING

- 4 SOVEREIGN SELECT
- 5 SOVEREIGN SELECT BOARD & BATTEN
- 6 SOVEREIGN SELECT VARIEGATED
- 7 SOVEREIGN SELECT EXTENDED LENGTH
- 8-9 BERKSHIRE CLASSIC
- 10 BERKSHIRE BEADED & CENTENNIAL BEADED
- 11-12 AMHERST/SOMERVILLE III
- 13 DRIFTWOOD

SHAKES & SCALLOPS

- 14-15 HARBOR POINTE SINGLE SELECT

VINYL SOFFIT & ACCESSORIES

- 16 SOVEREIGN SELECT Ultra-Premium Soffit
- 17 OXFORD Premium Soffit
- 18 BEADED Premium Soffit
- 19 FAIRWEATHER Soffit
- 20-29 Vinyl Accessories

ALUMINUM SIDING

- 30 CEDARWOOD & WOODGRAIN SERIES 2000
- 31 DELUXE

ALUMINUM SOFFIT, FASCIA & ACCESSORIES

- 32-33 HI-TENSILE Soffit – LoMar Poly Finish
- 34 PVC SUPREME Soffit – PVC Finish
- 35 VALUGARD Soffit
- 36 DELUXE Fascia
- 37 VALUGARD Fascia
- 38-41 Aluminum Accessories

STEEL SIDING

- 42 SUPERGARD
- 43 CEDARWOOD

STEEL FASCIA & ACCESSORIES

- 44 Steel Fascia
- 45-47 Steel Accessories

TRIM COIL

- 48-50 Aluminum Trim Coil
- 51 Steel Trim Coil

GUTTER COIL

- 52-53 Aluminum Gutter Coil

COLOR MATRIX

- 54-55 Vinyl Siding
- 56-57 Shakes & Scallops, Vinyl Soffit
- 58-59 Vinyl Accessories
- 60-61 Aluminum Siding, Soffit & Fascia
- 62-63 Aluminum Accessories
- 64-65 Steel Siding & Fascia
- 66-67 Steel Accessories
- 68-69 Aluminum & Steel Trim Coil
- 70-71 Trim Coil – Competitive Brands
- 72-73 Gutter Coil

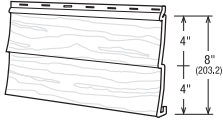
ARCHITECTURAL SPECIFICATIONS

- 74-75 Vinyl Architectural Specifications
- 76-77 Shakes & Scallops Architectural Specifications
- 78-79 Aluminum Architectural Specifications
- 80-81 Steel Architectural Specifications

NOTE: BAP product codes appear first, followed by the corresponding **RSC** code for use by Revere Supply Centers only.

PRODUCT CODE & DESCRIPTION

13705 / **RSC** 01-6601
Double 4"



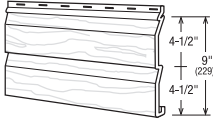
3/4" Butt (19)
2-4" Exposure per Panel
(101.6/203.2)
12'6" Lengths (3810)
.046" Nominal Thickness
Cedargrain Texture

Packaging:
24 pcs. per ctn.
2 sqs. per ctn. (18.6 m²)
Ship. wt: 112 lb (50.8 kg)

COLORS

Snow White
Almond
Antique Ivory
Dover Gray
Linen
Maize
Mist Blue
Pearl
Sandalwood
Sandstone

13704 / **RSC** 01-6605
Double 4-1/2" Dutch Lap




3/4" Butt (19)
2-4.5" Exposure per Panel
(114.5/229)
12'1" Lengths (3683)
.046" Nominal Thickness
Cedargrain Texture

Packaging:
22 pcs. per ctn.
2 sqs. per ctn. (18.6 m²)
Ship. wt: 102.5 lb (46.5 kg)

Canyon Clay
Pebble
Sage
Wicker

13709 / **RSC** 01-6606
Double 5"

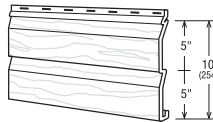


3/4" Butt (19)
2-5" Exposure per Panel (127/254)
12' Lengths (3658)
.046" Nominal Thickness
Cedargrain Texture

Packaging:
20 pcs. per ctn.
2 sqs. per ctn. (18.6 m²)
Ship. wt: 100 lb (45 kg)

Dark Drift
Harvest Wheat
Midnight Surf
Moonlit Moss
Saddle Brown
Venetian Red
Windswept Smoke

13740 / **RSC** 01-6607
Double 5" Dutch Lap

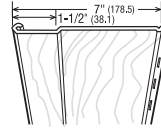


3/4" Butt (19)
2-5" Exposure per Panel (127/254)
12' Lengths (3658)
.046" Nominal Thickness
Cedargrain Texture

Packaging:
20 pcs. per ctn.
2 sqs. per ctn. (18.6 m²)
Ship. wt: 102.5 lb (46.5 kg)

PRODUCT CODE & DESCRIPTION

13372 / **RSC** 01-6019
7" Board & Batten



1/2" Batten Height (12.7)
1-1/2" Batten Width (38.1)
7" Exposure per Panel (178.5)
10' Lengths (3048)
.050" Nominal Thickness
Light Roughsawn Texture

Packaging:
17 pcs. per ctn.
1 sq. per ctn. (9.2 m²)
Ship. wt: 50 lb (23 kg)

COLORS

Snow White
Almond
Antique Ivory
Dover Gray
Linen
Maize
Mist Blue
Pearl
Sandalwood
Sandstone

Canyon Clay
Pebble
Sage
Wicker

Dark Drift
Harvest Wheat
Midnight Surf
Moonlit Moss
Saddle Brown
Venetian Red
Windswept Smoke


PRODUCT CODE & DESCRIPTION

COLORS

13736 / RSC 01-6631
Double 4"

3/4" Butt (19)
 2-4" Exposure per Panel
 (101.6/203.2)
 12'6" Lengths (3810)
 .046" Nominal Thickness
 Cedargrain Texture

Packaging:
 24 pcs. per ctn.
 2 sqs. per ctn. (18.6 m²)
 Ship. wt: 112 lb (50.8 kg)




Aspen
 Chestnut
 Earthen
 Maple
 Rainforest
 Willow

13737 / RSC 01-6636
Double 5"

3/4" Butt (19)
 2-5" Exposure per Panel (127/254)
 12' Lengths (3658)
 .046" Nominal Thickness
 Cedargrain Texture

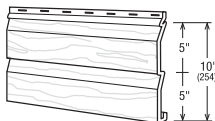
Packaging:
 20 pcs. per ctn.
 2 sqs. per ctn. (18.6 m²)
 Ship. wt: 100 lb (45 kg)



13738 / RSC 01-6637
Double 5" Dutch Lap

3/4" Butt (19)
 2-5" Exposure per Panel (127/254)
 12' Lengths (3658)
 .046" Nominal Thickness
 Cedargrain Texture

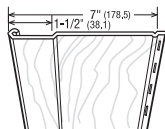
Packaging:
 20 pcs. per ctn.
 2 sqs. per ctn. (18.6 m²)
 Ship. wt: 102.5 lb (46.5 kg)



13378 / RSC 01-6639
7" Board & Batten

1/2" Batten Height (12.7)
 1-1/2" Batten Width (38.1)
 7" Exposure per Panel (178.5)
 10' Lengths (3048)
 .050" Nominal Thickness
 Light Roughsawn Texture

Packaging:
 17 pcs. per ctn.
 1 sq. per ctn. (9.2 m²)
 Ship. wt: 50 lb (23 kg)



PRODUCT CODE & DESCRIPTION

COLORS

13700 / RSC 01-6611
Double 4"

3/4" Butt (19)
 2-4" Exposure per Panel
 (101.6/203.2)
16'1" Lengths (4903)
 .046" Nominal Thickness
 Cedargrain Texture

Packaging:
 14 pcs. per ctn.
 1.5 sqs. per ctn. (14 m²)
 Ship. wt: 112 lb (50.8 kg)

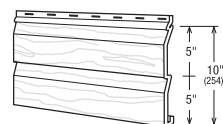


Snow White
 Antique Ivory
 Almond
 Dover Gray
 Linen
 Maize
 Mist Blue
 Pearl

13743 / RSC 01-6617
Double 5" Dutch Lap

3/4" Butt (19)
 2-5" Exposure per Panel (127/254)
16'4" Lengths (4979)
 .046" Nominal Thickness
 Cedargrain Texture

Packaging:
 11 pcs. per ctn.
 1.5 sqs. per ctn. (14 m²)
 Ship. wt: 112 lb (50.8 kg)



Sandalwood
 Sandstone
 Canyon Clay
 Pebble
 Sage
 Wicker

13745 / RSC 01-6621
Double 4"

3/4" Butt (19)
 2-4" Exposure per Panel
 (101.6/203.2)
24'8" Lengths (7518)
 .046" Nominal Thickness
 Cedargrain Texture

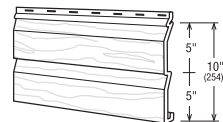
Packaging:
 9 pcs. per ctn.
 Approx 1.5 sqs. per ctn. (14 m²)
 Ship. wt: 77.2 lb (35 kg)



13747 / RSC 01-6627
Double 5" Dutch Lap


3/4" Butt (19)
 2-5" Exposure per Panel (127/254)
24'8" Lengths (7518)
 .046" Nominal Thickness
 Cedargrain Texture

Packaging:
 7 pcs. per ctn.
 Approx 1.65 sqs. per ctn. (15.3 m²)
 Ship. wt: 79.5 lb (36 kg)



PRODUCT CODE & DESCRIPTION

13566 / **RSC** 01-6661
Double 4"



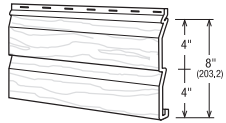
5/8" Butt (15.9)
2-4" Exposure per Panel
(101.6/203.2)
12'6" Lengths (3810)
.044" Nominal Thickness
Hardwood Texture

Packaging:
24 pcs. per ctn.
2 sqs. per ctn. (18.6 m²)
Ship. wt: 99 lb (45 kg)

COLORS

Snow White
Almond
Antique Ivory
Dover Gray
Linen
Maize
Mist Blue
Pearl

13565 / **RSC** 01-6662
Double 4"
Dutch Lap




5/8" Butt (15.9)
2-4" Exposure per Panel
(101.6/203.2)
12'6" Lengths (3810)
.044" Nominal Thickness
Hardwood Texture

Packaging:
24 pcs. per ctn.
2 sqs. per ctn. (18.6 m²)
Ship. wt: 99 lb (45 kg)

Sandalwood
Sandstone
Canyon Clay
Pebble
Sage
Wicker

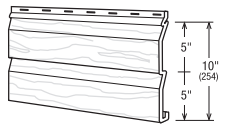
13561 / **RSC** 01-6666
Double 5"



5/8" Butt (15.9)
2-5" Exposure per Panel (127/254)
12' Lengths (3658)
.044" Nominal Thickness
Hardwood Texture

Packaging:
20 pcs. per ctn.
2 sqs. per ctn. (18.6 m²)
Ship. wt: 91 lb (41 kg)

13564 / **RSC** 01-6667
Double 5"
Dutch Lap

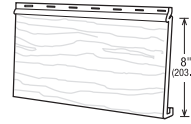


5/8" Butt (15.9)
2-5" Exposure per Panel (127/254)
12' Lengths (3658)
.044" Nominal Thickness
Hardwood Texture

Packaging:
20 pcs. per ctn.
2 sqs. per ctn. (18.6 m²)
Ship. wt: 91 lb (41 kg)

PRODUCT CODE & DESCRIPTION

13582 / **RSC** 01-6660
8"



5/8" Butt (15.9)
8" Exposure per Panel (203.2)
12'6" Lengths (3810)
.044" Nominal Thickness
Hardwood Texture

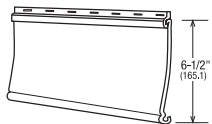
Packaging:
24 pcs. per ctn.
2 sqs. per ctn. (18.6 m²)
Ship. wt: 97 lb (44 kg)

COLORS

Snow White

PRODUCT CODE & DESCRIPTION

13639 / **RSC** 01-6120
6-1/2" Beaded



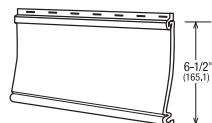
3/4" Butt (19)
6-1/2" Exposure per Panel (165.1)
12'3-3/4" Lengths (3753)
.046" Nominal Thickness
Brushed Texture

Packaging:
30 pcs. per ctn.
2 sqs. per ctn. (18.6 m²)
Ship. wt: 102 lb (46 kg)

COLORS

Snow White
Almond
Antique Ivory
Dover Gray
Linen
Maize
Mist Blue
Pearl
Sandalwood
Sandstone
Canyon Clay
Pebble
Sage
Wicker

13629 / **RSC** 01-6722
6-1/2" Beaded




11/16" Butt (17.5)
6-1/2" Exposure per Panel (165.1)
12'3-3/4" Lengths (3753)
.046" Nominal Thickness
Brushed Texture

Packaging:
30 pcs. per ctn.
2 sqs. per ctn. (18.6 m²)
Ship. wt: 102 lb (46 kg)

PRODUCT CODE & DESCRIPTION

13968 / **RSC** 01-6671
Double 4"

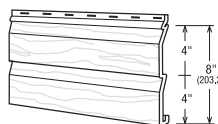


1/2" Butt (12.7)
2-4" Exposure per Panel
(101.6/203.2)
12'6" Lengths (3810)
.042" Nominal Thickness
Light Roughsawn Texture

Packaging:
24 pcs. per ctn.
2 sqs. per ctn. (18.6 m²)
Ship. wt: 94 lb (43 kg)

Snow White
Almond
Antique Ivory
Dover Gray
Linen
Maize
Mist Blue
Pearl
Sandalwood

13966 / **RSC** 01-6672
Double 4" Dutch Lap




1/2" Butt (12.7)
2-4" Exposure per Panel
(101.6/203.2)
12'6" Lengths (3810)
.042" Nominal Thickness
Light Roughsawn Texture

Packaging:
24 pcs. per ctn.
2 sqs. per ctn. (18.6 m²)
Ship. wt: 94 lb (43 kg)

Sandstone
Canyon Clay
Pebble
Sage
Storm
Wicker

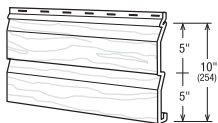
13979 / **RSC** 01-6676
Double 5"



1/2" Butt (12.7)
2-5" Exposure per Panel (127/254)
12' Lengths (3658)
.042" Nominal Thickness
Light Roughsawn Texture

Packaging:
20 pcs. per ctn.
2 sqs. per ctn. (18.6 m²)
Ship. wt: 91 lb (41 kg)

13970 / **RSC** 01-6677
Double 5" Dutch Lap




1/2" Butt (12.7)
2-5" Exposure per Panel (127/254)
12' Lengths (3658)
.042" Nominal Thickness
Light Roughsawn Texture

Packaging:
20 pcs. per ctn.
2 sqs. per ctn. (18.6 m²)
Ship. wt: 90 lb (41 kg)

PRODUCT CODE & DESCRIPTION

13610 / **RSC** 01-6710
Triple 3"



1/2" Butt (12.7)
3-3" Exposure per Panel
(76.2/229)
12'1" Lengths (3683)
.042" Nominal Thickness
Brushed Texture


Packaging:
22 pcs. per ctn.
2 sqs. per ctn. (18.6 m²)
Ship. wt: 96 lb (44 kg)

COLORS

Snow White
Almond
Antique Ivory
Dover Gray
Linen
Maize
Mist Blue
Pearl
Sandalwood
Sandstone
Canyon Clay
Pebble
Sage
Storm
Wicker

PRODUCT CODE & DESCRIPTION

13830 / **RSC** 01-6091
Double 4"



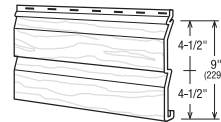
7/16" Butt (11.1)
2-4" Exposure per Panel
(101.6/203.2)
12'6" Lengths (3810)
.040" Nominal Thickness
Driftwood Texture

Packaging:
24 pcs. per ctn.
2 sqs. per ctn. (18.6 m²)
Ship. wt: 89 lb (40 kg)

COLORS

Snow White
Almond
Antique Ivory
Dover Gray
Linen
Maize
Pearl
Sandalwood
Sandstone

13820 / **RSC** 01-6095
Double 4-1/2"
Dutch Lap



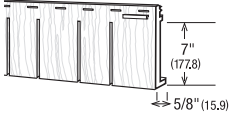
7/16" Butt (11.1)
2-4.5" Exposure per Panel
(114.5/229)
12'1" Lengths (3683)
.040" Nominal Thickness
Driftwood Texture

Packaging:
22 pcs. per ctn.
2 sqs. per ctn. (18.6 m²)
Ship. wt: 85 lb (39 kg)

Canyon Clay
Pebble
Sage
Wicker

PRODUCT CODE & DESCRIPTION

13988 / **RSC** 65-5081
Traditional Shake



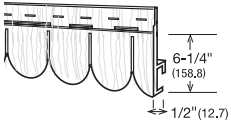
5/8" Butt (15.9)
 7" Single Exposure (177.8)
 6'9" Lengths (2057.4)
 .085" Nominal Thickness
 Natural Cedar Texture
 Polypropylene

Packaging:
 13 pcs. per ctn.
 .5 sq. per ctn. (4.65 m²)
 Ship. wt: 40 lb (18.1 kg)

COLORS*

Snow White
 Almond
 Antique Ivory
 Dover Gray
 Linen
 Maize
 Pearl
 Sandstone

13992 / **RSC** 65-5083
Scallop



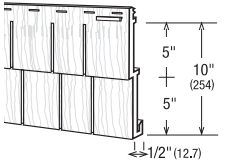
1/2" Butt (12.7)
 6-1/4" Single Exposure (158.8)
 6'4" Lengths (1930.4)
 .085" Nominal Thickness
 Natural Cedar Texture
 Polypropylene

Packaging:
 15 pcs. per ctn.
 .5 sq. per ctn. (4.65 m²)
 Ship. wt: 35 lb (15.9 kg)

Canyon Clay
 Pebble
 Sage
 Wicker

Dark Drift
 Harvest Wheat
 Midnight Surf
 Moonlit Moss
 Saddle Brown

13994 / **RSC** 65-5084
Cape Cod Shingle

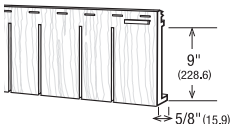


1/2" Butt (12.7)
 2-5" Exposure per Panel (127/254)
 5'5" Lengths (1651)
 .075" Nominal Thickness
 Natural Cedar Texture
 Polypropylene

Packaging:
 11 pcs. per ctn.
 .5 sq. per ctn. (4.65 m²)
 Ship. wt: 35 lb (15.9 kg)

Venetian Red
 Windswept Smoke

13993 / **RSC** 65-5082
Hand-Split Shake



5/8" Butt (15.9)
 9" Single Exposure (228.6)
 6'4-1/2" Lengths (1943.1)
 .100" Nominal Thickness
 Polypropylene
 Deep Cedargrain Texture
 Staggered Bottom Edge

Packaging:
 11 pcs. per ctn.
 .5 sq. per ctn. (4.65 m²)
 Ship. wt: 44 lb (20 kg)

PRODUCT CODE & DESCRIPTION

14972 / **RSC** 65-5184
**Traditional Shake
 Corner Piece**



15.86" Lengths (402.8)
 Natural Cedar Texture

Packaging:
 10 pcs. per ctn.
 13.2 lineal ft. per ctn. (4 m)
 Ship. wt: 7 lb (3.2 kg)

Snow White
 Almond
 Antique Ivory
 Dover Gray
 Linen
 Maize
 Pearl
 Sandstone

14974 / **RSC** 65-5185
**Hand-Split Shake
 Corner Piece**



20.18" Lengths (512.6)
 Deep Cedargrain Texture

Packaging:
 10 pcs. per ctn.
 16.8 lineal ft. per ctn. (5.1 m)
 Ship. wt: 10.5 lb (4.8 kg)

Canyon Clay
 Pebble
 Sage
 Wicker
 Dark Drift
 Harvest Wheat
 Midnight Surf
 Moonlit Moss

15160 / **RSC** 65-5160
Starter Strip*



10' Lengths (3.1 m)

Packaging:
 25 pcs. per ctn.
 250 lineal ft. per ctn. (146.3 m)
 Ship. wt: 57 lb (25.9 kg)

No Color

*Aluminum starter strip.

Saddle Brown
 Venetian Red
 Windswept Smoke

13998 / **RSC** 65-5199
AccuClip

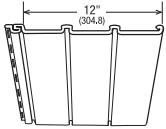


Packaging:
 25 pcs. per bag
 4 bags per ctn.

Stainless steel install clip secures top course of shake and scallops.

PRODUCT CODE & DESCRIPTION

16387 / **RSC** 10-6041
12" T-4
**Solid Soffit/
 Vertical Siding**



12" Exposure per Panel (304.8)
 12' Lengths (3658)
 .044" Nominal Thickness
 Matte Texture

Packaging :
 16 pcs. per ctn.
 1.92 sqs. per ctn. (17.8 m²)
 Ship. wt: 109.2 lb (49.53 kg)

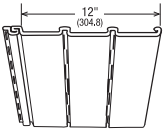
COLORS

Snow White

 Almond
 Antique Ivory
 Dover Gray
 Linen
 Maize
 Mist Blue
 Pearl
 Sandalwood
 Sandstone

 Canyon Clay
 Pebble
 Sage
 Wicker

16385 / **RSC** 10-6040
12" T-4
Soffit/Hidden Vent

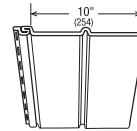


12" Exposure per Panel (304.8)
 12' Lengths (3658)
 .044" Nominal Thickness
 Matte Texture
 10 sq. inches ventilation
 per lineal foot

Packaging:
 16 pcs. per ctn.
 1.92 sqs. per ctn. (17.8 m²)
 Ship. wt: 109.2 lb (49.53 kg)

PRODUCT CODE & DESCRIPTION

16312 / **RSC** 10-6016
10" D-5
**Solid Soffit/
 Vertical Siding**



10" Exposure per Panel (254)
 10' Lengths (3048)
 .042" Nominal Thickness
 Light Roughsawn Texture

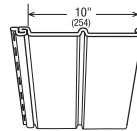
Packaging:
 24 pcs. per ctn.
 2 sqs. per ctn. (18.6 m²)
 Ship. wt: 83 lb (38 kg)

COLORS

Snow White

 Almond
 Antique Ivory
 Dover Gray
 Linen
 Maize
 Mist Blue
 Pearl
 Sandalwood

16321 / **RSC** 10-6011
10" D-5
**Solid Soffit/
 Vertical Siding**



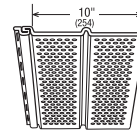
10" Exposure per Panel (254)
 12' Lengths (3658)
 .042" Nominal Thickness
 Light Roughsawn Texture

Packaging:
 20 pcs. per ctn.
 2 sqs. per ctn. (18.6 m²)
 Ship. wt: 83 lb (38 kg)

Sandstone

 Canyon Clay
 Pebble
 Sage
 Wicker

16320/ **RSC** 10-6010
10" D-5
Fully Vented Soffit

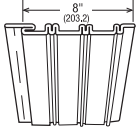


10" Exposure per Panel (254)
 12' Lengths (3658)
 .042" Nominal Thickness
 Light Roughsawn Texture
 5.3 sq. inches ventilation
 per lineal foot

Packaging:
 20 pcs. per ctn.
 2 sqs. per ctn. (18.6 m²)
 Ship. wt: 83 lb (38 kg)

PRODUCT CODE & DESCRIPTION

16345 / **RSC** 10-6023
8" Solid Soffit



8" Exposure per Panel (203.2)
 12'6" Lengths (3810)
 .042" Nominal Thickness
 Matte Texture

Packaging:
 12 pcs. per ctn.
 1 sq. per ctn. (9.29 m²)
 Ship. wt: 59 lb (27 kg)

*Soffit use only.

COLORS

Snow White

 Linen

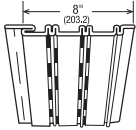
 Sandalwood

 Canyon Clay

 Pebble

 Wicker

16346 / **RSC** 10-6022
8" Vented Soffit

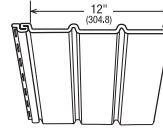


8" Exposure per Panel (203.2)
 12'6" Lengths (3810)
 .042" Nominal Thickness
 Matte Texture
 2.4 sq. inches ventilation
 per lineal foot

Packaging:
 12 pcs. per ctn.
 1 sq. per ctn. (9.29 m²)
 Ship. wt: 59 lb (27 kg)

PRODUCT CODE & DESCRIPTION

16550 / **RSC** 10-6031
**12" T-4
 Solid Soffit/
 Vertical Siding**



12" Exposure per Panel (304.8)
 12' Lengths (3658)
 .040" Nominal Thickness
 Brushed Texture

Packaging:
 16 pcs. per ctn.
 1.92 sqs. per ctn. (17.8 m²)
 Ship. wt: 79 lb (36 kg)

COLORS

Snow White

 Almond

 Antique Ivory

 Dover Gray

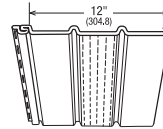
 Linen

 Maize

 Mist Blue

 Pearl

16570 / **RSC** 10-6032
**12" T-4
 Center Vented Soffit**



12" Exposure per Panel (304.8)
 12' Lengths (3658)
 .040" Nominal Thickness
 Brushed Texture
 2.3 sq. inches ventilation
 per lineal foot

Packaging:
 16 pcs. per ctn.
 1.92 sqs. per ctn. (17.8 m²)
 Ship. wt: 79 lb (36 kg)

Sandalwood

 Sandstone

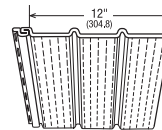
 Canyon Clay

 Pebble

 Sage

 Wicker

16590 / **RSC** 10-6030
**12" T-4
 Fully Vented Soffit**



12" Exposure per Panel (304.8)
 12' Lengths (3658)
 .040" Nominal Thickness
 Brushed Texture
 7.1 sq. inches ventilation
 per lineal foot

Packaging:
 16 pcs. per ctn.
 1.92 sqs. per ctn. (17.8 m²)
 Ship. wt: 79 lb (36 kg)

PRODUCT CODE & DESCRIPTION

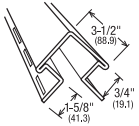
COLORS

14515 / **RSC** 10-6114
3-1/2"
Outside Corner Post

3-1/2" Face (88.9)
 10' Lengths (3048)
 Brushed Texture

See Matrix On
 Pages 58-59.

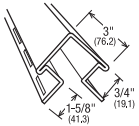
Packaging:
 10 pcs. per ctn.
 100 lineal ft. per ctn. (30.5 m)
 Ship. wt: 41 lb (19 kg)



14525 / **RSC** 10-6113
3"
Outside Corner Post

3" Face (76.2)
 10' Lengths (3048)
 Brushed Texture

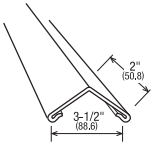
Packaging:
 10 pcs. per ctn.
 100 lineal ft. per ctn. (30.5 m)
 Ship. wt: 38 lb (17 kg)



15030 / **RSC** 10-5750
Bay & Bow
Outside Corner Post

2" Face (50.8)
 12'6" Lengths (3810)
 Matte Texture

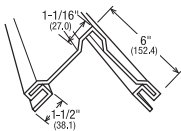
Packaging:
 10 pcs. per ctn.
 125 lineal ft. per ctn. (38 m)
 Ship. wt: 23 lb (10.5 kg)



14981 / **RSC** 10-6116
6" Designer
Outside Corner Post

6" Face (152.4)
 20' Lengths (6096)
 Brushed Texture

Packaging:
 5 pcs. per ctn.
 100 lineal ft. per ctn. (30.5 m)
 Ship. wt: 56 lb (25 kg)



PRODUCT CODE & DESCRIPTION

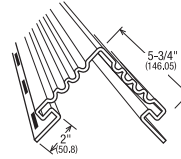
COLORS

15075
5-3/4"
Fluted Corner Post

20' Lengths (6096)
 Matte Texture

See Matrix On
 Pages 58-59.

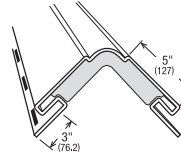
Packaging:
 4 pcs. per ctn.
 80 lineal ft. per ctn. (24.4 m)
 Ship. wt: 91 lb (41.3 kg)



15020 / **RSC** 10-6120
Beaded Corner Post
with Foam Insert

20' Lengths (6096)
 Matte Texture

Packaging:
 5 pcs. per ctn.
 100 lineal ft. per ctn. (30.5 m)
 Ship. wt: 84 lb (38 kg)



14992
Beaded Corner Starter

20' Lengths (6096)
 Matte Texture

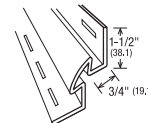
Packaging:
 10 pcs. per ctn.
 200 lineal ft. per ctn. (61 m)
 Ship. wt: 47.5 lb (21.5 kg)



14110 / **RSC** 10-6110
Inside Corner Post

10' Lengths (3048)
 Brushed Texture

Packaging:
 10 pcs. per ctn.
 100 lineal ft. per ctn. (30.5 m)
 Ship. wt: 27.4 lb (12.4 kg)

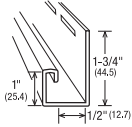


PRODUCT CODE & DESCRIPTION

14098 / **RSC** 10-6131
1/2" J-Channel

12' Lengths (3658)
 Brushed Texture

Packaging:
 40 pcs. per ctn.
 480 lineal ft. per ctn. (146.3 m)
 Ship. wt: 44 lb (20 kg)



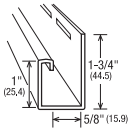
COLORS

See Matrix On
 Pages 58-59.

14057 / **RSC** 10-6132
**5/8" Premium
 J-Channel**

12' Lengths (3658)
 Brushed Texture

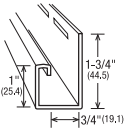
Packaging:
 40 pcs. per ctn.
 480 lineal ft. per ctn. (146.3 m)
 Ship. wt: 46 lb (21 kg)



14095 / **RSC** 10-6133
**3/4" Premium
 J-Channel**

12' Lengths (3658)
 Brushed Texture

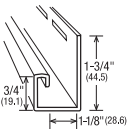
Packaging:
 40 pcs. per ctn.
 480 lineal ft. per ctn. (146.3 m)
 Ship. wt: 49 lb (22 kg)



14092 / **RSC** 10-6134
1-1/8" J-Channel

12' Lengths (3658)
 Brushed Texture

Packaging:
 40 pcs. per ctn.
 480 lineal ft. per ctn. (146.3 m)
 Ship. wt: 50 lb (22.6 kg)

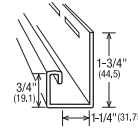


PRODUCT CODE & DESCRIPTION

14060 / **RSC** 10-6135
 (Special Order)
1-1/4" J-Channel

12' Lengths (3658)
 Brushed Texture

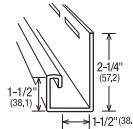
Packaging:
 36 pcs. per ctn.
 432 lineal ft. per ctn. (131.7 m)
 Ship. wt: 54 lb (24.4 kg)



14072 (Special Order)
1-1/2" J-Channel

12' Lengths (3658)
 Brushed Texture

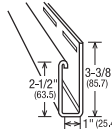
Packaging:
 30 pcs. per ctn.
 360 lineal ft. per ctn. (109.8 m)
 Ship. wt: 56.4 lb (25.6 kg)



14093 / **RSC** 10-6139
**2-1/2" Wide Face
 J-Channel**

12' Lengths (3658)
 Brushed Texture

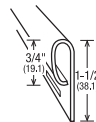
Packaging:
 18 pcs. per ctn.
 216 lineal ft. per ctn. (65.8 m)
 Ship. wt: 47 lb (21 kg)



14078 / **RSC** 10-6151
Undersill Trim*

12' Lengths (3658)
 Brushed Texture

Packaging:
 40 pcs. per ctn.
 480 lineal ft. per ctn. (146.3 m)
 Ship. wt: 37 lb (16.8 kg)



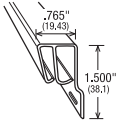
*Also used as a starter strip for 5" lineal.

PRODUCT CODE & DESCRIPTION

14990 / **RSC** 10-6153
Double Undersill Trim

12' Lengths (3658)
Smooth Texture

Packaging:
25 pcs. per ctn.
300 lineal ft. per ctn. (91.5 m)
Ship. wt: 35 lb (16 kg)



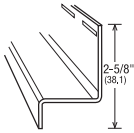
COLORS

See Matrix On
Pages 58-59.

14983 / **RSC** 10-6171
Drip Cap

12' Lengths (3658)
Brushed Texture

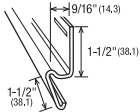
Packaging:
45 pcs. per ctn.
540 lineal ft. per ctn. (164.6 m)
Ship. wt: 71 lb (32.2 kg)



14142 / **RSC** 10-6173
Beltline Trim

12' Lengths (3658)
Brushed Texture

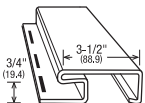
Packaging:
30 pcs. per ctn.
360 lineal ft. per ctn. (109.7 m)
Ship. wt: 39 lb (18 kg)



14587 / **RSC** 10-6187
3-1/2" Window/Door Surround

3-1/2" Face (88.9)
20' Lengths (6096)
Matte Texture

Packaging:
5 pcs. per ctn.
100 lineal ft. per ctn. (30.5 m)
Ship. wt: 30 lb (13.5 kg)

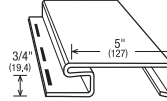


PRODUCT CODE & DESCRIPTION

15005 / **RSC** 10-6188
5" Window/Door Lineal*

5" Face (127)
20' Lengths (6096)
Matte Texture

Packaging:
10 pcs. per ctn.
200 lineal ft. per ctn. (61 m)
Ship. wt: 65 lb (29.5 kg)

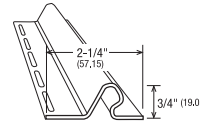


*Use undersill trim (14078) as starter.

14989 / **RSC** 10-6189
Surround Starter

12' Lengths (3658)

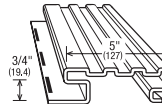
Packaging:
25 pcs. per ctn.
300 lineal ft. per ctn. (91.4 m)
Ship. wt: 33 lb (15 kg)



15010
5" Fluted Lineal

20' Lengths (6096)
Matte Texture

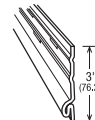
Packaging:
10 pcs. per ctn.
200 lineal ft. per ctn. (61 m)
Ship. wt: 70 lb (32 kg)



14980 / **RSC** 10-6180
Starter Strip*

12' Lengths (3658)

Packaging:
40 pcs. per ctn.
480 lineal ft. per ctn. (146.3 m)
Ship. wt: 58 lb (26 kg)



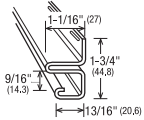
*For Sovereign Select vinyl siding, use Aluminum Starter Strip (code 0109025) located on page 39.

PRODUCT CODE & DESCRIPTION

14094 / RSC 10-6084
F-Channel

12' Lengths (3658)
Brushed Texture

Packaging:
24 pcs. per ctn.
288 lineal ft. per ctn. (87.8 m)
Ship. wt: 43 lb (19.6 kg)



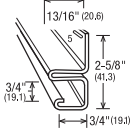
COLORS

See Matrix On
Pages 58-59.

14086
3/4" F-Channel

12'6" Lengths (3810)
Brushed Texture

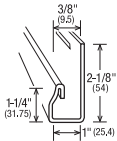
Packaging:
32 pcs. per ctn.
400 lineal ft. per ctn. (122 m)
Ship. wt: 55 lb (25 kg)



14986 / RSC 10-6186
3/8" Soffit Cove
J-Channel

12'6" Lengths (3810)
Matte Texture

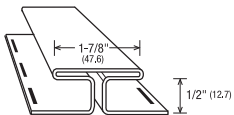
Packaging:
24 pcs. per ctn.
300 lineal ft. per ctn. (91.5 m)
Ship. wt: 39.7 lb (18 kg)



14099 / RSC 10-6086
Soffit Double Channel

12' Lengths (3658)
Brushed Texture

Packaging:
20 pcs. per ctn.
240 lineal ft. per ctn. (73.2 m)
Ship. wt: 48 lb (22 kg)

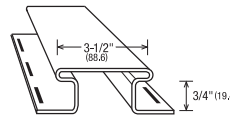


PRODUCT CODE & DESCRIPTION

15035 / RSC 10-5043
3-1/2" H-Trim

20' Lengths (6096)
Matte Texture

Packaging:
10 pcs. per ctn.
200 lineal ft. per ctn. (61 m)
Ship. wt: 64 lb (29 kg)



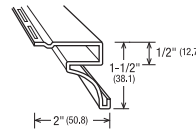
COLORS

See Matrix On
Pages 58-59.

14131 / RSC 10-6081
Soffit Cove Moulding

12' Lengths (3658)
Brushed Texture

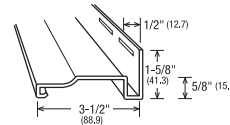
Packaging:
16 pcs. per ctn.
192 lineal ft. per ctn. (15.52 m)
Ship. wt: 30.4 lb (14 kg)



14982 / RSC 10-6082
Soffit Crown Moulding

12' Lengths (3658)
Brushed Texture

Packaging:
18 pcs. per ctn.
216 lineal ft. per ctn. (65.9 m)
Ship. wt: 48 lb (18.2 kg)



PRODUCT CODE & DESCRIPTION

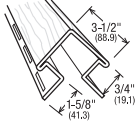
COLORS

14516 / **RSC** 10-6165
Variegated
3-1/2" Outside
Corner Post

3-1/2" Face (88.9)
 10' Lengths (3048)
 Brushed Texture

See Matrix On
 Pages 58-59.

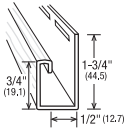
Packaging:
 10 pcs. per ctn.
 100 lineal ft. per ctn. (30.5 m)
 Ship. wt: 44 lb (20 kg)



14521 / **RSC** 10-6161
Variegated
1/2" J-Channel

12' Lengths (3658)
 Brushed Texture

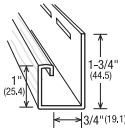
Packaging:
 40 pcs. per ctn.
 480 lineal ft. per ctn. (146.3 m)
 Ship. wt: 45 lb (20.4 kg)



14519 / **RSC** 10-6163
Variegated
3/4" J-Channel

12' Lengths (3658)
 Brushed Texture

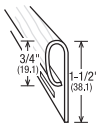
Packaging:
 40 pcs. per ctn.
 480 lineal ft. per ctn. (146.3 m)
 Ship. wt: 49 lb (22 kg)



14522 / **RSC** 10-6168
Variegated
Undersill Trim

12' Lengths (3658)
 Brushed Texture

Packaging:
 40 pcs. per ctn.
 480 lineal ft. per ctn. (146.3 m)
 Ship. wt: 37 lb (16.8 kg)



PRODUCT CODE & DESCRIPTION

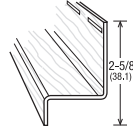
COLORS

14520 / **RSC** 10-6169
Variegated Drip Cap

12' Lengths (3658)
 Brushed Texture

See Matrix On
 Pages 58-59.

Packaging:
 45 pcs. per ctn.
 540 lineal ft. per ctn. (164.6 m)
 Ship. wt: 55 lb (25 kg)





CEDARWOOD®

ALUMINUM SIDING

ALUMINUM SIDING

PRODUCT CODE & DESCRIPTION

0010008 / **RSC** 01-3076
Double 5"

1/2" Butt (12.7)
2-5" Exposure per Panel (127/254)
12' Lengths (3658)
PVDF Finish
Woodgrain Texture



Packaging:
20 pcs. per ctn.
2 sqs. per ctn. (18.58 m²)
Ship. wt: 89 lb (40.5 kg)

COLORS

Aspen Gray
Chestnut Brown
Maple Tan
Tawny Oak



DELUXE™

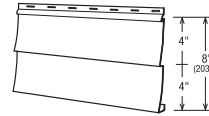
ALUMINUM SIDING

ALUMINUM SIDING

PRODUCT CODE & DESCRIPTION

0001012 / **RSC** 01-3051
Double 4"

1/2" Butt (12.7)
2-4" Exposure per Panel (101.6/203.2)
12'6" Lengths (3810)
Poly Finish
Smooth Texture



Packaging:
24 pcs. per ctn.
2 sqs. per ctn. (18.58 m²)
Ship. wt: 73 lb (33.3 kg)

COLORS

Bright White



WOODGRAIN™ SERIES 2000

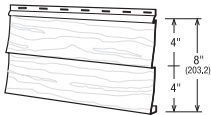
ALUMINUM SIDING

ALUMINUM SIDING

PRODUCT CODE & DESCRIPTION

0008201 / **RSC** 01-3041
Double 4"

1/2" Butt (12.7)
2-4" Exposure per Panel (101.6/203.2)
12'6" Lengths (3810)
Poly Finish
Woodgrain Texture



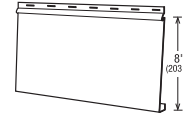
Packaging:
24 pcs. per ctn.
2 sqs. per ctn. (18.58 m²)
Ship. wt: 70 lb (31.8 kg)

COLORS

Bright White
Almond
Antique Ivory
Canyon Clay
Dover Gray
Sandstone
Wicker

0001011 / **RSC** 01-3050
8"

1/2" Butt (12.7)
8" Exposure per Panel (203.2)
12'6" Lengths (3810)
Poly Finish
Smooth Texture



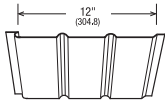
Packaging:
24 pcs. per ctn.
2 sqs. per ctn. (18.58 m²)
Ship. wt: 84 lb (38.4 kg)

PRODUCT CODE & DESCRIPTION

0520036 / RSC 10-3061
12" T-4
Solid

12" Exposure per Panel (304.8)
 12' Lengths (3658)
 Poly Finish
 Smooth Texture

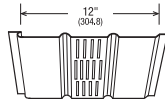
Packaging:
 16 pcs. per ctn.
 1.92 sqs. per ctn. (17.8 m²)
 Ship. wt: 56 lb (25.5 kg)



0516036 / RSC 10-3062
12" T-4
Center Vented

12" Exposure per Panel (304.8)
 12' Lengths (3658)
 Poly Finish
 Smooth Texture
 3.9 sq. inches ventilation
 per lineal foot

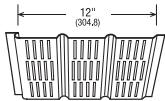
Packaging:
 16 pcs. per ctn.
 1.92 sqs. per ctn. (17.8 m²)
 Ship. wt: 56 lb (25.5 kg)



0515036 / RSC 10-3060
12" T-4
Fully Vented

12" Exposure per Panel (304.8)
 12' Lengths (3658)
 Poly Finish
 Smooth Texture
 11.6 sq. inches ventilation
 per lineal foot

Packaging:
 16 pcs. per ctn.
 1.92 sqs. per ctn. (17.8 m²)
 Ship. wt: 56 lb (25.5 kg)



COLORS

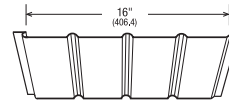
- Bright White
- Almond
- Antique Ivory
- Black
- Bronze
- Brownstone
- Canyon Clay
- Classic Brown
- Dover Gray
- Grecian Green
- Linen
- London Brown
- Musket Brown
- Norwood
- Pebble
- Royal Brown
- Sage
- Sandstone
- Terratone
- Thistle
- Venetian Red
- White
- Wicker

PRODUCT CODE & DESCRIPTION

0540663 / RSC 10-3091
16" Quad-4
Solid

16" Exposure per Panel (406.4)
 12' Lengths (3658)
 Poly Finish
 Smooth Texture

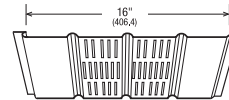
Packaging:
 12 pcs. per ctn.
 1.92 sqs. per ctn. (17.8 m²)
 Ship. wt: 54 lb (24.5 kg)



0540661 / RSC 10-3092
16" Quad-4
Center Vented

16" Exposure per Panel (406.4)
 12' Lengths (3658)
 Poly Finish
 Smooth Texture
 7.8 sq. inches ventilation
 per lineal foot

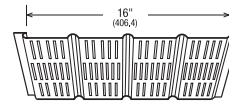
Packaging:
 12 pcs. per ctn.
 1.92 sqs. per ctn. (17.8 m²)
 Ship. wt: 54 lb (24.5 kg)



0540665 / RSC 10-3090
16" Quad-4
Fully Vented

16" Exposure per Panel (406.4)
 12' Lengths (3658)
 Poly Finish
 Smooth Texture
 15.5 sq. inches ventilation
 per lineal foot

Packaging:
 12 pcs. per ctn.
 1.92 sqs. per ctn. (17.8 m²)
 Ship. wt: 54 lb (24.5 kg)



COLORS

- Bright White
- Almond
- Antique Ivory
- Brownstone
- Canyon Clay
- Charcoal
- Classic Brown
- Dover Gray
- Grecian Green
- Linen
- London Brown
- Musket Brown
- Norwood
- Pebble
- Royal Brown
- Sage
- Sandstone
- Terratone
- Thistle
- Venetian Red
- White
- Wicker

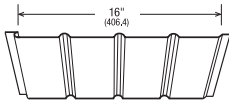
PRODUCT CODE & DESCRIPTION

COLORS

0522015 / **RSC** 10-3096
16" Quad-4
Solid

16" Exposure per Panel (406.4)
 12' Lengths (3658)
 PVC Finish
 Striated Texture

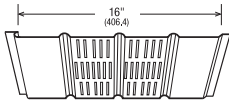
Bright White



Packaging:
 12 pcs. per ctn.
 1.92 sqs. per ctn. (17.8 m²)
 Ship. wt: 59 lb (26 kg)

0517015 / **RSC** 10-3097
16" Quad-4
Center Vented

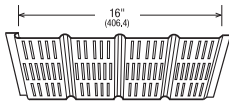
16" Exposure per Panel (406.4)
 12' Lengths (3658)
 PVC Finish
 Striated Texture
 7.8 sq. inches ventilation
 per lineal foot



Packaging:
 12 pcs. per ctn.
 1.92 sqs. per ctn. (17.8 m²)
 Ship. wt: 59 lbs (26 kg)

0518015 / **RSC** 10-3095
16" Quad-4
Fully Vented

16" Exposure per Panel (406.4)
 12' Lengths (3658)
 PVC Finish
 Striated Texture
 15.5 sq. inches ventilation
 per lineal foot



Packaging:
 12 pcs. per ctn.
 1.92 sqs. per ctn. (17.8 m²)
 Ship. wt: 59 lb (26 kg)

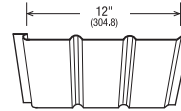
PRODUCT CODE & DESCRIPTION

COLORS

0520130 / **RSC** 10-3056
12" T-4
Solid

12" Exposure per Panel (304.8)
 12' Lengths (3658)
 Poly Finish
 Smooth Texture

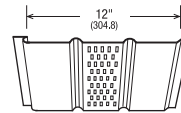
Bright White



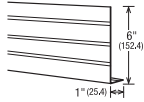
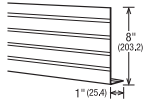
Packaging:
 16 pcs. per ctn.
 1.92 sqs. per ctn. (17.8 m²)
 Ship. wt: 44 lb (20 kg)

0516130 / **RSC** 10-3057
12" T-4
Center Vented

12" Exposure per Panel (304.8)
 12' Lengths (3658)
 Poly Finish
 Smooth Texture
 3.9 sq. inches ventilation
 per lineal foot



Packaging:
 16 pcs. per ctn.
 1.92 sqs. per ctn. (17.8 m²)
 Ship. wt: 44 lb (20 kg)

DELUXE™ ALUMINUM FASCIA**PRODUCT CODE & DESCRIPTION****0525006 / RSC 10-3106**
6" Fascia12'6" Lengths (3810)
Poly Finish
Smooth TexturePackaging:
24 pcs. per ctn.
300 lineal ft. per ctn. (91.5 m)
Ship. wt: 64 lb (29.1 kg)**0525008 / RSC 10-3108**
8" Fascia12'6" Lengths (3810)
Poly Finish
Smooth TexturePackaging:
24 pcs. per ctn.
300 lineal ft. per ctn. (91.5 m)
Ship. wt: 80 lb (36.4 kg)**COLORS**

Bright White

Almond

Antique Ivory

Black

Bronze

Brownstone

Canyon Clay

Charcoal

Classic Brown

Dover Gray

Grecian Green

Linen

London Brown

Musket Brown

Norwood

Pebble

Royal Brown

Sage

Sandstone

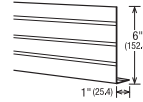
Terratone

Thistle

Venetian Red

White

Wicker

VALUGARD™ ALUMINUM FASCIA**PRODUCT CODE & DESCRIPTION****0525016 / RSC 10-3107**
6" Fascia12'6" Lengths (3810)
Poly Finish
Smooth TexturePackaging:
24 pcs. per ctn.
300 lineal ft. per ctn. (91.5 m)
Ship. wt: 48 lb (21.8 kg)**COLORS**

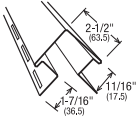
Bright White

PRODUCT CODE & DESCRIPTION

0103501 / **RSC** 10-3255
Deluxe™
Outside Corner Post

2-1/2" Face (63.5)
 10' Lengths (3048)
 Poly Finish
 Smooth Texture

Packaging:
 10 pcs. per ctn.
 100 lineal ft. per ctn. (30.5 m)
 Ship. wt: 35 lb (15.9 kg)



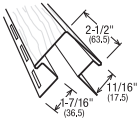
COLORS

See Matrix On
 Pages 62-63.

0103508 / **RSC** 10-3245
Woodgrain™
Outside Corner Post

2-1/2" Face (63.5)
 10' Lengths (3048)
 Poly Finish
 Woodgrain Texture

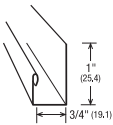
Packaging:
 10 pcs. per ctn.
 100 lineal ft. per ctn. (30.5 m)
 Ship. wt: 35 lb (15.9 kg)



0104209 / **RSC** 10-3263
3/4" J-Channel

12' Lengths (3658)
 Poly Finish
 Smooth Texture

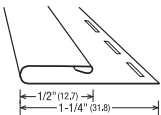
Packaging:
 40 pcs. per ctn.
 480 lineal ft. per ctn. (146.3 m)
 Ship. wt: 29 lb (13 kg)



0108609 / **RSC** 10-3267
Snap-Lock
Finish Trim

12' Lengths (3658)
 Poly Finish
 Smooth Texture

Packaging:
 40 pcs. per ctn.
 480 lineal ft. per ctn. (146.3 m)
 Ship. wt: 25 lb (11.4 kg)



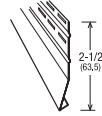
PRODUCT CODE & DESCRIPTION

0109025 / **RSC** 10-3299
2-1/2" Starter Strip

10' Lengths (3048)

See Matrix On
 Pages 62-63.

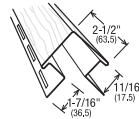
Packaging:
 50 pcs. per ctn.
 500 lineal ft. per ctn. (152.4 m)
 Ship. wt: 50 lb (22.7 kg)



0103510 / **RSC** 10-3275
Cedarwood®
Outside Corner Post

2-1/2" Face (63.5)
 10' Lengths (3048)
 PVDF Finish
 Woodgrain Texture

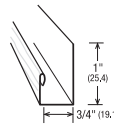
Packaging:
 10 pcs. per ctn.
 100 lineal ft. per ctn. (30.5 m)
 Ship. wt: 35 lb (15.9 kg)



0104219 / **RSC** 10-3273
Cedarwood®
3/4" J-Channel

12' Lengths (3658)
 PVDF Finish
 Smooth Texture

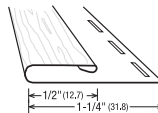
Packaging:
 40 pcs. per ctn.
 480 lineal ft. per ctn. (146.3 m)
 Ship. wt: 29 lb (13.2 kg)



0108619 / **RSC** 10-8619
Cedarwood®
Snap-Lock Finish Trim

12' Lengths (3658)
 PVDF Finish
 Smooth Texture

Packaging:
 40 pcs. per ctn.
 480 lineal ft. per ctn. (146.3 m)
 Ship. wt: 25 lb (11.4 kg)



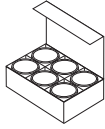
PRODUCT CODE & DESCRIPTION

0199033
**Cedarwood®
 Touch-Up Paint**

Packaging:
 6 pcs. per ctn.
 Ship. wt: 1 lb (0.5 kg)

COLORS

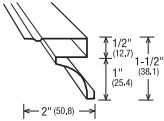
See Matrix On
 Pages 62-63.



0530001 / **RSC** 10-3121
**Cedarwood®
 Cove Moulding**

12'6" Lengths (3810)
 Poly Finish
 Smooth Texture

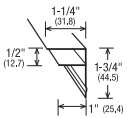
Packaging:
 24 pcs. per ctn.
 300 lineal ft. per ctn. (91.5 m)
 Ship. wt: 35 lb (16 kg)



0530002 / **RSC** 10-3126
**Reverse Frieze
 Moulding**

12'6" Lengths (3810)
 Poly Finish
 Smooth Texture

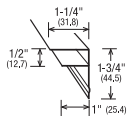
Packaging:
 24 pcs. per ctn.
 300 lineal ft. per ctn. (91.5 m)
 Ship. wt: 39.5 lb (18 kg)



0531002 / **RSC** 10-3130
**Reverse Frieze
 Moulding**

12'6" Lengths (3810)
 PVC Finish
 Striated Texture

Packaging:
 24 pcs. per ctn.
 300 lineal ft. per ctn. (91.5 m)
 Ship. wt: 41.5 lb (18.8 kg)



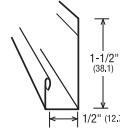
PRODUCT CODE & DESCRIPTION

0530008 / **RSC** 10-3127
1/2" Soffit J-Channel

12'6" Lengths (3810)
 Poly Finish
 Smooth Texture

See Matrix On
 Pages 62-63.

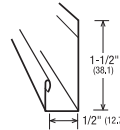
Packaging:
 40 pcs. per ctn.
 500 lineal ft. per ctn. (152.4 m)
 Ship. wt: 34.6 lb (16 kg)



0531008 / **RSC** 10-3128
1/2" Soffit J-Channel

12'6" Lengths (3810)
 PVC Finish
 Striated Texture

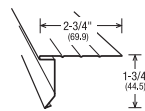
Packaging:
 40 pcs. per ctn.
 500 lineal ft. per ctn. (152.4 m)
 Ship. wt: 37 lb (16.8 kg)



0530015 / **RSC** 10-3125
Drip Edge Style D

10' Lengths (3048)
 Poly Finish
 Smooth Texture

Packaging:
 25 pcs. per ctn.
 250 lineal ft. per ctn. (76.2 m)
 Ship. wt: 29.2 lb (13 kg)

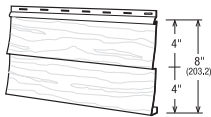


PRODUCT CODE & DESCRIPTION

1716002 / **RSC** 01-7501
Double 4"

1/2" Butt (12.7)
2-4" Exposure per Panel
(101.6/203.2)
12'6" Lengths (3810)
PVC Finish
Woodgrain Texture

Packaging:
12 pcs. per ctn.
1 sq. per ctn. (9.29 m²)
Ship. wt: 95 lb (43 kg)



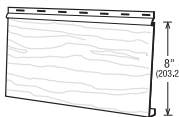
COLORS

Bright White
Almond
Antique Ivory
Brownstone
Canyon Clay
Classic Brown
Dover Gray
Norwood
Sage

1716001 / **RSC** 01-7500
8"

1/2" Butt (12.7)
8" Exposure per Panel (203.2)
12'6" Lengths (3810)
PVC Finish
Woodgrain Texture

Packaging:
12 pcs. per ctn.
1 sq. per ctn. (9.29 m²)
Ship. wt: 91 lb (41 kg)

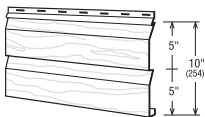


Thistle
Venetian Red
Wicker

1719010 / **RSC** 01-7747
Universal™
Double 5"
Dutch Lap

1/2" Butt (12.7)
2-5" Exposure per Panel (127/254)
12' Lengths (3658)
PVC Finish
Woodgrain Texture

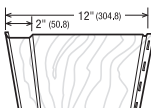
Packaging:
10 pcs. per ctn.
1 sq. per ctn. (9.29 m²)
Ship. wt: 91 lb (41 kg)



1719006 / **RSC** 01-7312
Universal™
12" Vertical
Board & Batten

5/8" Batten Height (15.9)
2" Batten Width (50.8)
12" Exposure per Panel (304.8)
10' Lengths (3048)
PVC Finish
Medium Woodgrain Texture

Packaging:
10 pcs. per ctn.
1 sq. per ctn. (9.29 m²)
Ship. wt: 85 lb (39 kg)

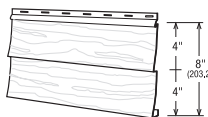


PRODUCT CODE & DESCRIPTION

1718002
Double 4"

1/2" Butt (12.7)
2-4" Exposure per Panel
(101.6/203.2)
12'6" Lengths (3810)
PVDF Finish
Woodgrain Texture

Packaging:
12 pcs. per ctn.
1 sq. per ctn. (9.29 m²)
Ship. wt: 95 lb (43 kg)

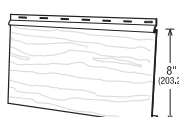


Aspen Gray
Chestnut Brown
Coastal Redwood
Maple Tan
Tawny Oak

1718001
8"

1/2" Butt (12.7)
8" Exposure per Panel (203.2)
12'6" Lengths (3810)
PVDF Finish
Woodgrain Texture

Packaging:
12 pcs. per ctn.
1 sq. per ctn. (9.29 m²)
Ship. wt: 91 lb (41 kg)

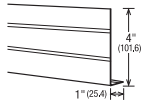


PRODUCT CODE & DESCRIPTION

1855104 / **RSC** 10-7346
4" Steel Fascia

10' Lengths (3048)
 PVC Finish
 Woodgrain Texture

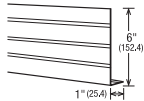
Packaging:
 12 pcs. per ctn.
 120 lineal ft. per ctn. (36.6 m)
 Ship. wt: 39 lb (18 kg)



1855106 / **RSC** 10-7347
6" Steel Fascia

10' Lengths (3048)
 PVC Finish
 Woodgrain Texture

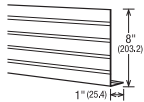
Packaging:
 12 pcs. per ctn.
 120 lineal ft. per ctn. (36.6 m)
 Ship. wt: 51 lb (23 kg)



1855108 / **RSC** 10-7348
8" Steel Fascia

10' Lengths (3048)
 PVC Finish
 Woodgrain Texture

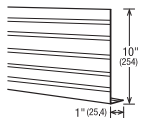
Packaging:
 12 pcs. per ctn.
 120 lineal ft. per ctn. (36.6 m)
 Ship. wt: 64 lb (29 kg)



1855110 / **RSC** 10-7349
10" Steel Fascia

10' Lengths (3048)
 PVC Finish
 Woodgrain Texture

Packaging:
 12 pcs. per ctn.
 120 lineal ft. per ctn. (36.6 m)
 Ship. wt: 77 lb (35 kg)

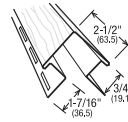


PRODUCT CODE & DESCRIPTION

1813526 / **RSC** 10-7335
**3/4" Outside
 Corner Post**

2-1/2" Face (63.5)
 10' Lengths (3048)
 PVC Finish
 Woodgrain Texture

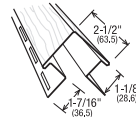
Packaging:
 10 pcs. per ctn.
 100 lineal ft. per ctn. (30.5 m)
 Ship. wt: 62 lb (28 kg)



1813026 / **RSC** 10-7336
**1-1/8" Outside
 Corner Post**

2-1/2" Face (63.5)
 10' Lengths (3048)
 PVC Finish
 Woodgrain Texture

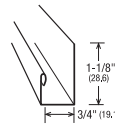
Packaging:
 10 pcs. per ctn.
 100 lineal ft. per ctn. (30.5 m)
 Ship. wt: 64 lb (29 kg)



1814206 / **RSC** 10-7311
3/4" J-Channel

12'6" Lengths (3810)
 PVC Finish
 Striated Texture

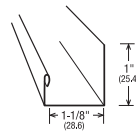
Packaging:
 24 pcs. per ctn.
 300 lineal ft. per ctn. (91.5 m)
 Ship. wt: 48 lb (22 kg)



1814106 / **RSC** 10-7312
1-1/8" J-Channel

12'6" Lengths (3810)
 PVC Finish
 Striated Texture

Packaging:
 24 pcs. per ctn.
 300 lineal ft. per ctn. (91.5 m)
 Ship. wt: 54 lb (25 kg)



PRODUCT CODE & DESCRIPTION

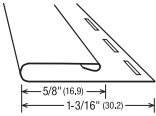
COLORS

1815011 / **RSC** 10-7340
Snap-Lock Finish Trim

12'6" Lengths (3810)
PVC Finish
Striated Texture

See Matrix On
Pages 66-67.

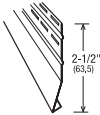
Packaging:
24 pcs. per ctn.
300 lineal ft. per ctn. (91.5 m)
Ship. wt: 35 lb (16 kg)



1829020 / **RSC** 10-7361
2-1/2" Starter Strip

10' Lengths (3048)

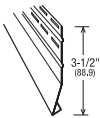
Packaging:
26 pcs. per ctn.
260 lineal ft. per ctn. (79.3 m)
Ship. wt: 48 lb (22 kg)



1829025 / **RSC** 10-7366
3-1/2" Starter Strip

10' Lengths (3048)

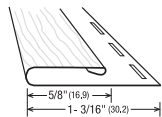
Packaging:
26 pcs. per ctn.
260 lineal ft. per ctn. (79.3 m)
Ship. wt: 61 lb (28 kg)



1815061
**Cedarwood® Snap-Lock
Finish Trim**

12'6" Lengths (3810)
PVDF Finish
Smooth Texture

Packaging:
24 pcs. per ctn.
300 lineal ft. per ctn. (91.5 m)
Ship. wt: 35 lb (16 kg)



PRODUCT CODE & DESCRIPTION

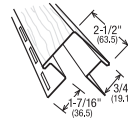
COLORS

1813518
**Cedarwood®
3/4" Outside
Corner Post**

2-1/2" Face (63.5)
10' Lengths (3048)
PVDF Finish
Woodgrain Texture

See Matrix On
Pages 66-67.

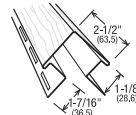
Packaging:
10 pcs. per ctn.
100 lineal ft. per ctn. (30.5 m)
Ship. wt: 62 lb (28 kg)



1813018
**Cedarwood®
1-1/8" Outside
Corner Post**

2-1/2" Face (63.5)
10' Lengths (3048)
PVDF Finish
Woodgrain Texture

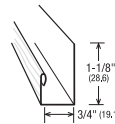
Packaging:
10 pcs. per ctn.
100 lineal ft. per ctn. (30.5 m)
Ship. wt: 64 lb (29 kg)



1814218
**Cedarwood®
3/4" J-Channel**

12'6" Lengths (3810)
PVDF Finish
Smooth Texture

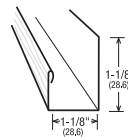
Packaging:
24 pcs. per ctn.
300 lineal ft. per ctn. (91.5 m)
Ship. wt: 48 lb (22 kg)



1814118
**Cedarwood®
1-1/8" J-Channel**

12'6" Lengths (3810)
PVDF Finish
Smooth Texture

Packaging:
24 pcs. per ctn.
300 lineal ft. per ctn. (91.5 m)
Ship. wt: 54 lb (25 kg)



PRODUCT CODE & DESCRIPTION

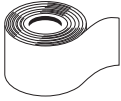
COLORS

0710117 / **RSC** 10-3930
24" MarrFree™

50' Lengths (15.24 m)
MarrFree Finish

See Matrix On
Pages 68-69.

Packaging:
1 pc. per ctn.
Ship. wt: 28.1 lb (13 kg)



0737407 / **RSC** 10-3934
**24" LoMar Heavy-Duty
Bright White Over
Bright White**

50' Lengths (15.24 m)
LoMar Finish

Packaging:
1 pc. per ctn.
Ship. wt: 33.8 lb (15 kg)



0737107 / **RSC** 10-3924
**24" LoMar
Color Over Bright White**

50' Lengths (15.24 m)
LoMar Finish

Packaging:
1 pc. per ctn.
Ship. wt: 27.3 lb (12 kg)



0735007 / **RSC** 10-3924
**24" LoMar
White Over White**

50' Lengths (15.24 m)
LoMar Finish

Packaging:
1 pc. per ctn.
Ship. wt: 27.3 lb (12 kg)



PRODUCT CODE & DESCRIPTION

COLORS

0736007 / **RSC** 10-3924
**24" LoMar
Polar White Over
Polar White**

50' Lengths (15.24 m)
LoMar Finish

See Matrix On
Pages 68-69.

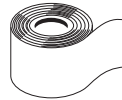
Packaging:
1 pc. per ctn.
Ship. wt: 27.3 lb (12 kg)



0714007 / **RSC** 10-3970
**24" Cedarwood®
Over Solid Color**

50' Lengths (15.24 m)
PVDF Finish

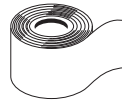
Packaging:
1 pc. per ctn.
Ship. wt: 26 lb (12 kg)



0710007 / **RSC** 10-3926
**24" PVC Coated Color,
1 Side**

50' Lengths (15.24 m)
PVC Finish

Packaging:
1 pc. per ctn.
Ship. wt: 27.7 lb (13 kg)



TRIM COIL | ALUMINUM – VALUGARD

PRODUCT CODE & DESCRIPTION

0739010 / **RSC** 10-3944
24" ValuGard™
Bright White Over
Bright White

50' Lengths (15.24 m)
Poly Finish

Packaging:
1 pc. per ctn.
Ship. wt: 23 lb (10.4 kg)



COLORS

See Matrix On
Pages 68-69.

0710010 / **RSC** 10-3946
24" ValuGard™
Bright White, 1 Side

50' Lengths (15.24 m)
PVC Finish

Packaging:
1 pc. per ctn.
Ship. wt: 26 lb (11.8 kg)



TRIM COIL | STEEL

PRODUCT CODE & DESCRIPTION

1870007 / **RSC** 10-7350
22.3" PVC
Color, 1 Side

50' Lengths (15.24 m)
PVC Finish

Packaging:
1 pc. per ctn.
Ship. wt: 63 lb (28.6 kg)



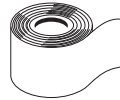
COLORS

See Matrix On
Pages 68-69.

1871011
20" Cedarwood®
Color, 1 Side

50' Lengths (15.24 m)
PVDF Finish

Packaging:
1 pc. per ctn.
Ship. wt: 56 lb (25 kg)



GUTTER COIL | ALUMINUM

PRODUCT CODE & DESCRIPTION

0200015 / **RSC** 72-1030
Gutter Coil
.027" x 11.75"

Poly Finish

Packaging:
2 rolls per skid
350/700 lb per skid
Ship. wt: 700 lb (317.5 kg)

COLORS

See Matrix On
Pages 72-73.



0200020 / **RSC** 72-1037
Gutter Coil
.027" x 11.875"

Poly Finish

Packaging:
2 rolls per skid
350/700 lb per skid
Ship. wt: 700 lb (317.5 kg)



0220012 / **RSC** 72-1037
Gutter Coil
.027" x 11.875"

Poly Finish

Packaging:
2 rolls per skid
200/400 lb per skid
Ship. wt: 400 lb (181.4 kg)



PRODUCT CODE & DESCRIPTION

0200035 / **RSC** 72-1031
Gutter Coil
.032" x 11.75"

Poly Finish

Packaging:
2 rolls per skid
350/700 lb per skid
Ship. wt: 700 lb (317.5 kg)

COLORS

See Matrix On
Pages 72-73.



0200040 / **RSC** 72-1033
Gutter Coil
.032" x 11.875"

Poly Finish

Packaging:
2 rolls per skid
350/700 lb per skid
Ship. wt: 700 lb (317.5 kg)



0220022 / **RSC** 72-1033
Gutter Coil
.032" x 11.875"

Poly Finish

Packaging:
2 rolls per skid
200/400 lb per skid
Ship. wt: 400 lb (181.4 kg)



VINYL SIDING | COLOR MATRIX

	751 Snow White	01	004 Almond	54	007 Antique Ivory	40	150 Dover Gray	11	449 Linen	L5	479 Maize	A7	505 Mist Blue	A5	618 Pearl	A8	725 Sandalwood	A2	724 Sandstone	64	088 Canyon Clay	D3	307 Pebble	52	624 Sage	2S	
Sovereign Select																											
Double 4", 5"	●	●	●	●	●	●	●	●	●	●	●	●	●	●	●	●	●	●	●	●	●	●	●	●	●	●	●
Double 4-1/2" Dutch Lap	●	●	●	●	●	●	●	●	●	●	●	●	●	●	●	●	●	●	●	●	●	●	●	●	●	●	●
Double 5" Dutch Lap	●	●	●	●	●	●	●	●	●	●	●	●	●	●	●	●	●	●	●	●	●	●	●	●	●	●	●
7" Vertical Board & Batten	●	●	●	●	●	●	●	●	●	●	●	●	●	●	●	●	●	●	●	●	●	●	●	●	●	●	●
Sovereign Select Variegated																											
Double 4", 5"																											
Double 5" Dutch Lap																											
7" Board & Batten																											
Sovereign Extended Length																											
Double 4"	●	●	●	●	●	●	●	●	●	●	●	●	●	●	●	●	●	●	●	●	●	●	●	●	●	●	●
Double 5" Dutch Lap	●	●	●	●	●	●	●	●	●	●	●	●	●	●	●	●	●	●	●	●	●	●	●	●	●	●	●
Berkshire Classic																											
Double 4", 5"	●	●	●	●	●	●	●	●	●	●	●	●	●	●	●	●	●	●	●	●	●	●	●	●	●	●	●
Double 4" Dutch Lap	●	●	●	●	●	●	●	●	●	●	●	●	●	●	●	●	●	●	●	●	●	●	●	●	●	●	●
Double 5" Dutch Lap	●	●	●	●	●	●	●	●	●	●	●	●	●	●	●	●	●	●	●	●	●	●	●	●	●	●	●
8"	●																										
Berkshire Beaded																											
6-1/2" Beaded	●	●	●	●	●	●	●	●	●	●	●	●	●	●	●	●	●	●	●	●	●	●	●	●	●	●	●
Centennial Beaded																											
6-1/2" Beaded	●	●	●	●	●	●	●	●	●	●	●	●	●	●	●	●	●	●	●	●	●	●	●	●	●	●	●
Amherst																											
Double 4", 5"	●	●	●	●	●	●	●	●	●	●	●	●	●	●	●	●	●	●	●	●	●	●	●	●	●	●	●
Double 4" Dutch Lap	●	●	●	●	●	●	●	●	●	●	●	●	●	●	●	●	●	●	●	●	●	●	●	●	●	●	●
Double 5" Dutch Lap	●	●	●	●	●	●	●	●	●	●	●	●	●	●	●	●	●	●	●	●	●	●	●	●	●	●	●
Triple 3" (Somerville III)	●	●	●	●	●	●	●	●	●	●	●	●	●	●	●	●	●	●	●	●	●	●	●	●	●	●	●
Driftwood																											
Double 4"	●	●	●	●	●	●	●	●	●	●	●	●	●	●	●	●	●	●	●	●	●	●	●	●	●	●	●
Double 4-1/2" Dutch Lap	●	●	●	●	●	●	●	●	●	●	●	●	●	●	●	●	●	●	●	●	●	●	●	●	●	●	●

	NEW! Designer Colors											Variegated Colors																	
	G2	W5	53	C9	O7	M1	3T	3R	10	2R	36	E7	2T	F9	T5														
631 Storm	●																												
840 Wicker	●	●	●	●	●	●	●	●	●	●	●	●	●	●	●	●	●	●	●	●	●	●	●	●	●	●	●	●	●
665 Dark Drift	●	●	●	●	●	●	●	●	●	●	●	●	●	●	●	●	●	●	●	●	●	●	●	●	●	●	●	●	●
660 Harvest Wheat	●	●	●	●	●	●	●	●	●	●	●	●	●	●	●	●	●	●	●	●	●	●	●	●	●	●	●	●	●
652 Midnight Surf	●	●	●	●	●	●	●	●	●	●	●	●	●	●	●	●	●	●	●	●	●	●	●	●	●	●	●	●	●
653 Moonlit Moss	●	●	●	●	●	●	●	●	●	●	●	●	●	●	●	●	●	●	●	●	●	●	●	●	●	●	●	●	●
666 Saddle Brown	●	●	●	●	●	●	●	●	●	●	●	●	●	●	●	●	●	●	●	●	●	●	●	●	●	●	●	●	●
120 Venetian Red	●	●	●	●	●	●	●	●	●	●	●	●	●	●	●	●	●	●	●	●	●	●	●	●	●	●	●	●	●
651 W. Smoke	●	●	●	●	●	●	●	●	●	●	●	●	●	●	●	●	●	●	●	●	●	●	●	●	●	●	●	●	●
646 Aspen										●	●	●	●	●	●	●	●	●	●	●	●	●	●	●	●	●	●	●	●
648 Chestnut										●	●	●	●	●	●	●	●	●	●	●	●	●	●	●	●	●	●	●	●
644 Earthen										●	●	●	●	●	●	●	●	●	●	●	●	●	●	●	●	●	●	●	●
649 Maple										●	●	●	●	●	●	●	●	●	●	●	●	●	●	●	●	●	●	●	●
645 Rainforest										●	●	●	●	●	●	●	●	●	●	●	●	●	●	●	●	●	●	●	●
647 Willow										●	●	●	●	●	●	●	●	●	●	●	●	●	●	●	●	●	●	●	●

SHAKES & SCALLOPS, VINYL SOFFIT

	751 Snow White	01	004 Almond	54	007 Antique Ivory	X3	150 Dover Gray	11	449 Linen	L5	479 Maize	A7	505 Mist Blue	A5	618 Pearl	A8	725 Sandalwood	A2	724 Sandstone	G4	088 Canyon Clay	D3	307 Pebble	52
Harbor Pointe Single Select*																								
Traditional Shake	●	●	●	●	●	●	●	●	●	●	●	●	●	●	●	●	●	●	●	●	●	●	●	●
Scallop	●	●	●	●	●	●	●	●	●	●	●	●	●	●	●	●	●	●	●	●	●	●	●	●
Cape Cod Shingle	●	●	●	●	●	●	●	●	●	●	●	●	●	●	●	●	●	●	●	●	●	●	●	●
Hand-Split Shake	●	●	●	●	●	●	●	●	●	●	●	●	●	●	●	●	●	●	●	●	●	●	●	●
Traditional Shake Corner Piece	●	●	●	●	●	●	●	●	●	●	●	●	●	●	●	●	●	●	●	●	●	●	●	●
Hand-Split Shake Corner Piece	●	●	●	●	●	●	●	●	●	●	●	●	●	●	●	●	●	●	●	●	●	●	●	●
Starter Strip																								
AccuClip																								
Soffit & Vertical Siding																								
Sovereign Select Ultra-Premium 12"	●	●	●	●	●	●	●	●	●	●	●	●	●	●	●	●	●	●	●	●	●	●	●	●
Oxford Premium 10"	●	●	●	●	●	●	●	●	●	●	●	●	●	●	●	●	●	●	●	●	●	●	●	●
Beaded Premium 8"	●						●										●				●		●	
Fairweather 12"	●	●	●	●	●	●	●	●	●	●	●	●	●	●	●	●	●	●	●	●	●	●	●	●

COLOR MATRIX

	NEW! Darker Colors																			
	624 Sage	2S	840 Wicker	W5	665 Dark Drift	53	660 Harvest Wheat	C9	652 Midnight Surf	O7	653 Moonlit Moss	M1	666 Saddle Brown	3T	120 Venetian Red	3R	651 W. Smoke	10	No Color	
	●	●	●	●	●	●	●	●	●	●	●	●	●	●	●	●	●	●	●	
	●	●	●	●	●	●	●	●	●	●	●	●	●	●	●	●	●	●	●	
	●	●	●	●	●	●	●	●	●	●	●	●	●	●	●	●	●	●	●	
	●	●	●	●	●	●	●	●	●	●	●	●	●	●	●	●	●	●	●	
	●	●	●	●	●	●	●	●	●	●	●	●	●	●	●	●	●	●	●	
																			●	
																			●	
	●	●																		
	●	●																		
			●																	
	●	●																		

ALUMINUM SIDING, SOFFIT AND FASCIA

	004 Almond	54	007 Antique Ivory	40	048 Black	70	068 Bright White	85	064 Bronze	92	418 Brownstone	89	088 Canyon Clay	D3	379 Charcoal	65	121 Classic Brown	3S	151 Dover Gray	11	258 Grecian Green	26	449 Linen	L5	372 London Brown	X1	
Cedarwood																											
Double 5"																											
Woodgrain Series 2000																											
Double 4"	●	●		●							●						●										
Deluxe																											
Double 4"				●																							
8"				●																							
Soffit																											
Hi-Tensile 12"	●	●	●	●	●	●	●	●	●	●	●	●	●	●	●	●	●	●	●	●	●	●	●	●	●	●	●
Hi-Tensile 16"	●	●		●			●		●		●		●		●		●		●		●		●		●		●
PVC Supreme 16"				●																							
ValuGard 12"				●																							
Fascia																											
Deluxe 6"	●	●	●	●	●	●	●	●	●	●	●	●	●	●	●	●	●	●	●	●	●	●	●	●	●	●	●
Deluxe 8"	●	●	●	●	●	●	●	●	●	●	●	●	●	●	●	●	●	●	●	●	●	●	●	●	●	●	●
ValuGard 6"				●																							

COLOR MATRIX

	333 Musket Brown	49	R60 Norwood	A4	307 Pebble	52	736 Royal Brown	32	624 Sage	ZS	724 Sandstone	G4	450 Terratone	93	794 Thistle	38	120 Venetian Red	3R	885 White	06	840 Wicker	W5	Variegated Colors				
	020 Aspen Gray	2R	107 Chestnut Brown	I8	481 Maple Tan	2T	775 Tawny Oak	83																			
																								●	●	●	●
											●											●					

ALUMINUM ACCESSORIES COLOR MATRIX

		004 Almond	54	007 Antique Ivory	40	048 Black	70	068 Bright White	B5	064 Bronze	92	418 Brownstone	B9	088 Canyon Clay	D3	379 Charcoal	65	121 Classic Brown	3S	151 Dover Gray	11	258 Grecian Green	26	449 Linen	L5
Deluxe Outside Corner Post	0103501							●																	
Woodgrain OCP	0103508	●	●			●						●								●					
3/4" J-Channel	0104209	●	●			●						●								●					
Snap-Lock Finish Trim	0108609	●	●			●						●								●					
2-1/2" Starter Strip	0109025																								
Cedarwood OCP	0103510																								
Cedarwood 3/4" J-Channel	0104219																								
Cedarwood Snap-Lock	0108619																								
Cedarwood Touch-Up Paint	0199033																								
Cove Moulding	0530001							●																	
Reverse Frieze Moulding(Poly)	0530002	●	●	●		●	●	●	●	●	●	●	●	●	●	●	●	●	●	●	●	●	●	●	●
Reverse Frieze Moulding(PVC)	0531002					●																			
1/2" Soffit J-Channel(Poly)	0530008	●	●	●		●	●	●	●	●	●	●	●	●	●	●	●	●	●	●	●	●	●	●	●
1/2" Soffit J-Channel(PVC)	0531008					●																			
Drip Edge Style D	0530015	●	●			●				●	●									●	●	●	●	●	●

		Variegated Colors																							
372 London Brown	X1																								
333 Musket Brown	49																								
R60 Norwood	A4																								
307 Pebble	52																								
736 Royal Brown	32																								
624 Sage	2S																								
724 Sandstone	G4									●															
450 Terratone	93									●															
794 Thistle	38																								
120 Venetian Red	3R																								
885 White	06																								
840 Wicker	W5																								
020 Aspen Gray	2R																								
107 Chestnut Brown	18																								
481 Maple Tan	2T																								
775 Tawny Oak	83																								
No Color																									

STEEL SIDING & FASCIA COLOR MATRIX

	004 Almond	54	007 Antique Ivory	40	068 Bright White	B5	064 Bronze	92	418 Brownstone	B9	088 Canyon Clay	D3	121 Classic Brown	3S	151 Dover Gray	11	258 Grecian Green	26	449 Linen	L5	372 London Brown	X1
SuperGard																						
Double 4"	●		●		●				●		●		●		●							
8"	●		●		●				●		●		●		●							
Double 5" Dutch Lap (Universal)	●		●		●				●		●		●		●							
12" Vertical B&B (Universal)	●		●		●				●		●		●		●							
Cedarwood																						
Double 4"																						
8"																						
Fascia																						
4"					●																	●
6", 8"	●		●		●		●		●		●		●		●		●		●		●	
10"					●																	●

	Variegated Colors																					
R60 Norwood	A4																					
307 Pebble	52																					
736 Royal Brown	32																					
624 Sage	2S																					
724 Sandstone	G4																					
450 Terratone	93																					
794 Thistle	38																					
120 Venetian Red	4H																					
840 Wicker	W5																					
020 Aspen Gray	2R																					
107 Chestnut Brown	18																					
116 Coastal Redwood	86																					
481 Maple Tan	2T																					
775 Tawny Oak	83																					

STEEL ACCESSORIES | COLOR MATRIX

		004 Almond	54
3/4" Outside Corner Post	1813526	●	●
1-1/8" OCP	1813026	●	●
3/4" J-Channel	1814206	●	●
1-1/8" J-Channel	1814106	●	●
Snap-Lock Finish Trim	1815011	●	●
2-1/2" Starter Strip	1829020		●
3-1/2" Starter Strip	1829025		●
Cedarwood Snap-Lock	1815061		
Cedarwood 3/4" OCP	1813518		
Cedarwood 1-1/8" OCP	1813018		
Cedarwood 3/4" J-Channel	1814218		
Cedarwood 1-1/8" J-Channel	1814118		

Variegated Colors	
020 Aspen Gray	2R
107 Chestnut Brown	18
116 Coastal Redwood	86
481 Maple Tan	2T
775 Tawny Oak	83

TRIM COIL COLOR MATRIX

Trim Coil

376	A Beige/Camel	23
004	Almond	54
378	American Brown	31
007	Antique Ivory	40
412	Antique Parchment	V7
048	Black	70
068	Bright White	B5
064	Bronze	92
066	Brown	71
418	Brownstone	B9
587	Burgundy	B7
088	Canyon Clay	D3
379	Charcoal	65
121	Classic Brown	3S
157	Cottage Gray	
095	Dark Charcoal	D4
665	Dark Drift	53
151	Dover Gray	11
278	Earthtone	
258	Grecian Green	26
660	Harvest Wheat	C9
327	Ivy Green	65
449	Linen	L5
372	London Brown	X1

Aluminum 24"

MarrFree	0710117	●	●	●	●		●					●		
LoMar H.D.	0737407						●							
LoMar	0737107	●	●	●	●	●	●	●	●	●	●	●	●	●
LoMar	0735007													
LoMar	0736007													
PVC	0710007	●	●	●	●	●	●	●	●	●	●	●	●	●
ValuGuard (Poly)	0739010						●							
ValuGuard (PVC)	0710010						●							

Steel

PVC	1870007	●	●	●	●		●							
-----	---------	---	---	---	---	--	---	--	--	--	--	--	--	--

Variegated Colors

020	Aspen Gray
107	Chestnut Brown
116	Coastal Redwood
481	Maple Tan
775	Tawny Oak

Cedarwood® Trim Coil

Cedarwood Aluminum 24"

PVDF	0714007	●	●		●	●
------	---------	---	---	--	---	---

Steel

PVDF	1871011	●	●	●	●	●
------	---------	---	---	---	---	---

479	Maize	A7
652	Midnight Surf	07
505	Mist Blue	A5
001	Monterey Sand	3M
653	Moonlit Moss	M1
333	Musket Brown	49
R60	Norwood	A4
566	Old World	W6
601	Pacific Blue	P3
618	Pearl	A8
307/359	Pebble/Natural Clay	52
630	Polar White	A1
688	Red	R6
736	Royal Brown	32
712	Sable	S6
666	Saddle Brown	3T
624	Sage	2S
725	Sandalwood	A2
724	Sandstone	64
631	Storm	G2
450	Terratone	93
794	Thistle	38
120	Venetian Red	3R
381	VW White	VW
870	Wedgewood Blue	19
885	White	06
840	Wicker	W5
018	Window Beige	
651	W. Smoke	10

Trim Coil Identification By Product Code

- MarrFree 0710117 = Color, 1 Side
- LoMar HD 0737407 = Bright White Over Bright White
- LoMar 0737107 = Color Over Bright White
- LoMar 0735007 = White Over White
- LoMar 0736007 = Polar White Over Polar White
- PVC 0710007 = Color, 1 Side
- ValuGuard (Poly) 0739010 = Bright White Over Bright White
- ValuGuard (PVC) 0710010 = Bright White, 1 Side
- PVC 1870007 = Color, 1 Side (steel)
- PVDF 0714007 = Cedarwood Over Solid Color
- PVDF 1871011 = Cedarwood Color, 1 Side (steel)

ALUMINUM 24" TRIM COIL COLOR MATRIX

Siding		LoMar 0737107	PVC 0710007
Certainteed/Wolverine			
347	CT Autumn Yellow	●	●
342	CT Barn Red	●	●
343	CT Buckskin	●	●
345	CT/WV Cypress	●	●
355	CT/WV Desert Tan	●	●
362	CT/WV Granite Gray	●	●
354	CT/WV Heritage Cream	●	●
316	CT/WV Herringbone	●	●
327	CT/WV Ivy Green	●	●
350	CT/WV Light Maple	●	●
349	CT/WV Musket Brown	●	●
359	CT/WV Natural Clay	●	●
505	CT/WV Oxford Blue	●	●
601	CT/WV Pacific Blue	●	●
317	WV Pale Ivory	●	●
712	CT/WV Sable Brown	●	●
724	CT/WV Sandstone Beige	●	●
840	CT/WV Savannah Wicker	●	●
363	CT/WV Silver Ash	●	●
885	CT/WV Snow	0735007	●
R10	WV Soft Almond	●	●
365	CT/WV Sterling Gray	●	●
369	CT Summer Wheat	●	●
001	CT/WV Warm Sand	●	●
370	CT Woodland Mist	●	●
Crane			
507	C Bone	●	●
476	C Cabin Brown	●	●
359	C Clay	●	●
462	C Country Beige	●	●
470	C Cypress	●	●
336	C Driftwood	●	●
537	C Evergreen	●	●
362	C Greystone	●	●
471	C Harbor Blue	●	●
465	C Ivory	●	●
688	C Lighthouse Red	●	●
725	C Mocha	●	●
333	C Musket Brown	●	●
412	C Pearl	●	●
574	C Regatta Blue	●	●
472	C Rye	●	●
475	C Saddle	●	●
460	C Wheat	●	●
James Hardie			
068	JH Arctic White	●	●
274	JH Autumn Tan	●	●
521	JH Boothbay Blue	●	●
272	JH Cobble Stone	●	●
418	JH Khaki Brown	●	●
279	JH Light Mist	●	●
275	JH Monterey Taupe	●	●
271	JH Navajo Beige	●	●
270	JH Sail Cloth	●	●
277	JH Sandstone Beige	●	●
276	JH Timber Bark	●	●

COMPETITOR BRANDS

Siding (continued)		LoMar 0737107	PVC 0710007
Mastic			
004	MT Almond	●	●
724	MT Cameo	●	●
479	MT Classic Cream	●	●
001	MT Desert Sand	●	●
333	MT Musket Brown	●	●
359	MT Pebblestone	●	●
R28	MT Sage	●	●
618	MT Silver Gray	●	●
336	MT Victorian Gray	●	●
Royal			
R10	RC Almond	●	●
R28	RC Aspen	●	●
R11	RC Beige	●	●
R12	RC Blue Gray	●	●
R13	RC Clay	●	●
095	RC Charcoal	●	●
R25	RC Driftwood	●	●
R14	RC Gray	●	●
R27	RC Hickory	●	●
412	RC Linen	●	●
R68	RC Mountain Blue	●	●
R66	RC Pebble Clay	●	●
R65	RC Sage	●	●
001	RC Sand	●	●
618	RC Sterling	●	●
R67	RC Victorian Gray	●	●
R26	RC Vintage Cream	●	●
R23	RC Wicker	●	●

Windows		LoMar 0737107
Andersen		
003	AN Canvas	●
005	AN Cocoa Bean	●
234	AN Sandtone	●
006	AN Terratone	●
002	AN White	●
Marvin		
194	MV Bahama Brown	●
046	MV Hampton Sage	●
080	MV Medium Bronze	●
196	MV Pebble Gray	●
195	MV Stone White	●

GUTTER COIL COLOR MATRIX

Gutter Coil		004 Almond	54
.027 x 11.75	0200015		40
.027 x 11.875	0200020		70
.027 x 11.875	0220012	●	92
.032 x 11.75	0200035		3C
.032 x 11.875	0200040		D3
.032 x 11.875	0220022	●	3S
		●	11
		●	26
		●	L5
		●	X1
		●	49
		●	A4
		●	52
		●	32

624 Sage	2S	
725 Sandalwood	A2	
724 Sandstone	G4	
450 Terratone	93	
794 Thistle	38	
120 Venetian Red	3R	
906 White – Hi-Gloss	G6	●
905 White – Lo-Gloss	01	●
840 Wicker	W5	●

REVERE VINYL SIDING AND SOFFIT

Produced to precise tolerances using formulated compounds specifically designed for the plastic building products industry according to ASTM D4216, meeting or exceeding the following:

Property	ASTM Test	Results
Tensile Strength (psi)	D-638	6,700
Modulus of Elasticity (psi)	D-638	410,000
Izod Impact (70°F)	D-256	3.6 (ft-lb/in of notch)
Izod Impact (32°F)	D-256	2.0 (ft-lb/in of notch)
Flexural Strength (psi)	D-790	14,000
Coefficient of Linear Expansion	D-696	5.3 x 10 ⁻⁵ (mm/mm/°C) 2.9 x 10 ⁻⁵ (in/in/°F)
Deflection Temperature Under Load 264 psi (°C)	D-648	73

PRODUCT PHYSICALS

All siding products, soffit panels and accessories are made with solid color throughout. The siding products and accessories meet or exceed the ASTM Specification for Rigid Poly Vinyl Chloride (PVC) Siding D3679. All soffit products and associated accessories meet or exceed the ASTM Specification for Rigid (Unplasticized) Poly Vinyl Chloride (PVC) Soffit D4477.

The siding and soffit compound meets Class 2 requirements and conforms to weathering performances as described in ASTM 3679.

Color: Spectrophotometer controlled
Gloss: Gardner gloss meter controlled
Lock: Dimensionally controlled

All products meet or exceed ASTM 3679 thickness (nominal) requirements:

<i>Sovereign Select</i>	0.046"
<i>Sovereign Select Variegated</i> (except Board & Batten: 0.050")	0.046"
<i>Sovereign Select Extended</i>	0.046"
<i>Sovereign Select Board & Batten</i>	0.050"
<i>Berkshire Beaded</i>	0.046"
<i>Centennial Beaded</i>	0.046"
<i>Berkshire Classic</i>	0.044"
<i>Amherst (including Somerville III)</i>	0.042"
<i>Driftwood</i>	0.040"
<i>Sovereign Select Ultra-Premium Soffit</i>	0.044"
<i>Oxford Premium Soffit</i>	0.042"
<i>Beaded Premium Soffit</i>	0.042"
<i>Fairweather Soffit</i>	0.040"

WARRANTY

All Revere vinyl siding brands carry a Lifetime Limited Warranty including fade and hail protection. *Warranty is transferable if the home is sold. See printed warranty for complete details.*

SOFFIT VENTILATION AREA

Revere soffit panels are designed to allow air circulation into the attic areas to aid in the reduction of excessive heat buildup and water vapor condensation. The net free open area (NFOA) per lineal foot of soffit is as follows:

12" <i>Sovereign Select Hidden Vented</i>	10 sq in
10" <i>Oxford Fully Vented</i>	5.3 sq in
8" <i>Beaded Vented</i>	2.4 sq in
12" <i>Fairweather Center Vented</i>	2.3 sq in
12" <i>Fairweather Fully Vented</i>	7.1 sq in

FIRE RESISTANCE RATINGS

Revere vinyl siding products meet or exceed all building code requirements throughout the United States and Canada. In addition to meeting these code requirements, Revere vinyl sidings have been fire rated by Underwriters Laboratories (UL) to be used in one-hour rated designed walls U026 and U032 and a two-hour rated wall, U301. UL inspects the manufacture of the vinyl products quarterly to certify that Revere vinyl products are manufactured consistently. The vinyl products have been tested as follows:

Property	ASTM Test	Results
<i>Average Burn Distance</i>	D-635	20mm
<i>Average Burn Time</i>	D-635	<5 seconds
<i>Flash Ignition Temperature</i>	D-1929	752°F
<i>Self Ignition Temperature</i>	D-1929	860°F
<i>Flame Spread Index</i>	E-84	15
<i>Smoke Developed Index</i>	E-84	<400
<i>Fire Resistance</i>	E-119	1-hour rated* 2-hour rated*

*See UL Fire Resistance Directory Control No. 1N60. E-119 is equivalent to UL-263 and E-84 is equivalent to UL-723.

Important fire safety information for the building trades, specifiers, professionals and do-it-yourself installers:

When rigid vinyl siding is exposed to significant heat or flame, the vinyl will soften, sag, melt, or burn and may thereby expose the material underneath. Care must be exercised when selecting underlay materials because many underlays are made from organics that are combustible. You should ascertain the fire properties of any underlay prior to installation. All building materials should be installed in accordance with local, state and federal building codes and fire regulations.

WINDLOAD PROPERTIES

All Revere siding products are designed to withstand a minimum of 100 mph windloads and are suitable for most areas. The products can be used in areas with higher windloads, but installation procedures, choice of product and building code jurisdiction are important factors to be considered. The windspeed rating (in mph) is calculated using VSI's wind-speed calculation guidelines. Additional information is available if required.

BUILDING CODES

Revere vinyl products meet or exceed the following building code specifications:

ICC-ESR – 1133
CCMC – 06541-L
New York City MEA 132-94-M
FHA/HUD Minimum Property Standards

REVERE SHAKES AND SCALLOPS

Revere shakes and scallops are produced from a modified (ASTM 5630) outdoor polypropylene copolymer, also known as a reinforced thermoplastic polyolefin (TPO). Produced to precise tolerances using formulated compounds specifically designed for exterior applications, meeting or exceeding the following:

<u>Property</u>	<u>ASTM Test</u>	<u>Results</u>
<i>Tensile Strength @ Yield (psi)</i>	<i>D-638</i>	<i>3,000</i>
<i>Izod Impact (23°C)</i>	<i>D-256</i>	<i>2.5 (ft-lb/in of notch)</i>
<i>Flexural Modulus (psi)</i>	<i>D-790</i>	<i>200,000</i>
<i>Gardner Impact (23°C)</i>	<i>D-5420</i>	<i>180 (in-lb)</i>
<i>Windload</i>	<i>5206</i>	<i>205 mph Traditional Shake 267 mph Scallop 214 mph Cape Cod Shingle 217 mph Hand-Split Shake</i>

PRODUCT PHYSICALS

The material has a solid color throughout and is UV stabilized. Shakes and scallops are continually tested for weatherability in both light and darker colors.

Material thickness:

Traditional Shake: 0.085"

Scallop: 0.085"

Cape Cod Shingle: 0.075"

Hand-Split Shake: 0.100"

Color: Spectrophotometer controlled

Traditional Shake

7" panel (single course) exposure by 81" exposure

26 panels per 100 sq ft coverage

Panel weight of 3.07 lb

Natural cedar texture

Scallop

6-1/4" panel (single course) exposure by 76" exposure

30 panels per 100 sq ft of coverage

Panel weight of 2.3 lb

Natural cedar texture

Cape Cod Shingle

10" panel (double course) exposure by 65" exposure

22 panels per 100 sq ft coverage

Panel weight of 3.2 lb

Natural cedar texture

Hand-Split Shake

9" panel (single course) exposure by 76.5" exposure

22 panels per 100 sq ft of coverage

Panel weight of 4.1 lb

Deep cedargrain texture

Staggered bottom edge

WARRANTY

Lifetime Limited Transferable Warranty. *See printed warranty for complete details.*

FIRE SAFETY

When polypropylene material is exposed to considerable heat or flame the polypropylene will soften, melt or burn and may possibly expose the material underneath. Care needs to be taken when selecting underlayment materials because many are made from organic materials that are combustible. Fire properties of underlayment materials must be established prior to their installation. All burning materials should be installed in accordance with local, state (provincial) and federal fire regulations and building codes.

INSTALLATION

Complete installation instructions for shakes and scallops are available. Please review prior to installation.

REVERE ALUMINUM SIDING AND SOFFIT
ALUMINUM METAL PROPERTIES

<i>Alloy or Equivalent</i>	3000 series
<i>Specific Gravity</i>	2.72
<i>Minimum Ultimate Strength (KSI)</i>	25
<i>Minimum Yield (KSI)</i>	22
<i>Minimum Elongation (%)</i>	1
<i>Modulus of Elasticity (KSI)</i>	10,000
<i>Coefficient of Thermal Expansion (in/in/°F)</i>	0.0000131
<i>Melting Range (°F)</i>	1175-1210
<i>Thermal Conductivity at 77°F (btu-in/ft²-hr-°F)</i>	1190

COATING PROPERTIES

Revere aluminum siding products are manufactured with AA3000 series alloy or equivalent. Both sides of the aluminum sheet are cleaned with a specially formulated cleaner, water rinsed and then coated with an environmentally safe chemical pretreatment to enhance corrosion protection and coating adhesion.

The pretreated aluminum is coated with a corrosion-resistant polymer. This corrosion-resistant polymer (i.e., primer) can then be top coated with the following polymeric systems:

Polyester (Poly) Topcoat: This thermoset polymer resin is cured at 450°F forming a hard, flexible, mar resistant and weatherable coating. The coating thickness is 0.8 mil.

Plastisol (PVC) Topcoat: This highly weatherable, flexible, chemical-resistant thermoplastic polymer is melted and fused on the aluminum metal at temperatures of 390°F. The coating is applied either with a striated pattern or smooth finish having an average film thickness of 3.0 mils.

Fluoropolymer (PVDF): This thermoplastic polymer has excellent chemical and fade resistance. The coating is applied at 0.9 mil. The system is cured at a minimum temperature of 475°F. This polymer system conforms to the high industry standards of Kynar 500® and Hylar 5000®. The main criteria for these standards is that the paint formulation must contain a minimum of 70% PVDF. Many fluoropolymer coatings on the market do not meet the high quality and performance standards required by Kynar 500 and Hylar 5000 specifications.

WARRANTY

All Revere aluminum siding brands carry a Lifetime Limited Warranty. *Warranty is transferable if home is sold. See printed warranty for complete details.*

CONTACT WITH DISSIMILAR MATERIALS

Direct contact of aluminum products with certain dissimilar materials, or contact with water runoff from dissimilar materials, is likely to result in corrosion. Accordingly, care should be taken during installation to avoid such contact of aluminum with dissimilar materials, including: dissimilar metals (copper, zinc, steel, etc.), concrete, stucco, asbestos siding, pressure treated/pretreated lumber, masonry, corrosive non-metallic materials, and roofing materials or roofing systems containing metallic granules or strips.

PRODUCT PHYSICALS

Product	Coating Type	Thickness
<i>Cedarwood</i>	PVDF	0.024
<i>Woodgrain Series 2000</i>	Poly	0.019
<i>Deluxe 4"</i>	Poly	0.019
<i>Deluxe 8"</i>	Poly	0.024
<i>Hi-Tensile Soffit</i>	Poly	0.016
<i>PVC Supreme Soffit</i>	PVC	0.016
<i>ValuGard Soffit</i>	Poly	0.014
<i>Deluxe Fascia</i>	Poly	0.024
<i>ValuGard Fascia</i>	Poly	0.019
<i>HD Trim Coil</i>	Poly	0.024
<i>Trim Coil</i>	Poly	0.019
<i>Trim Coil</i>	PVC	0.019

SOFFIT VENTILATION AREA

Revere soffit panels are designed to allow air circulation into the attic areas to aid in the reduction of excessive heat buildup and water vapor condensation. The net free open area (NFOA) per lineal foot of soffit are as follows:

Profile	Vent	NFOA (in ² /foot)
<i>16" 4 Panel</i>	<i>Center Vent</i>	<i>7.8</i>
	<i>Full Vent</i>	<i>15.5</i>
<i>12" 3 Panel</i>	<i>Center Vent</i>	<i>3.9</i>
	<i>Full Vent</i>	<i>11.6</i>

BUILDING CODES

Revere aluminum products meet or exceed the following building code specifications:

ICC-ES Legacy – Report #97-64

AAMA 1402-86

FHA/HUD Minimum Property Standards

REVERE GALVANIZED STEEL SIDING

GALVANIZED METAL PROPERTIES

<i>Galvanized Steel or Equivalent</i>	<i>G90</i>
<i>Specific Gravity</i>	<i>7.8</i>
<i>Minimum Ultimate Strength (KSI)</i>	<i>45-55</i>
<i>Minimum Yield (KSI)</i>	<i>40-50</i>
<i>Minimum Elongation (%)</i>	<i>25-35</i>
<i>Modulus of Elasticity (KSI)</i>	<i>29,500</i>
<i>Coefficient of Thermal Expansion (in/in/°F)</i>	<i>0.000006</i>
<i>Melting Range (°F) Steel</i>	<i>>2700</i>
<i>Melting Range (°F) Zinc</i>	<i>786</i>
<i>Thermal Conductivity at 77°F (btu-in/ft²-hr-°F)</i>	<i>555</i>

COATING PROPERTIES

Revere galvanized steel siding products are manufactured with G90 or equivalent. Both sides of the steel sheet are cleaned with a specially formulated acid cleaner, water rinsed and then coated with an environmentally safe chemical pretreatment to enhance corrosion protection and coating adhesion.

The pretreated galvanized surface is coated with a thermoset corrosion-resistant polymer. This corrosion-resistant polymer is topcoated with the following polymeric systems:

Plastisol (PVC) Topcoat: This highly weatherable, flexible, chemical-resistant thermoplastic polymer is melted and fused at temperatures of >390°F. The coating is applied with a striated pattern or smooth finish having an average film thickness of 3.0 mils.

Fluoropolymer (PVDF): This thermoplastic polymer has excellent chemical and fade resistance. The coating thickness is 0.9 mil. The system is cured at a minimum temperature of 475°F. This polymer system conforms to the high industry standards of Kynar 500® and Hylar 5000®. The main criteria for these standards is that the paint formulation must contain a minimum of 70% PVDF₂. Many fluoropolymer coatings on the market do not meet the high quality and performance standards required by Kynar 500 and Hylar 5000 specifications.

WARRANTY

All Revere steel siding brands carry a Lifetime Limited Warranty. *Warranty is transferable if home is sold. See printed warranty for complete details.*

CONTACT WITH DISSIMILAR MATERIALS

Direct contact of steel products with certain dissimilar materials, or contact with water runoff from dissimilar materials, is likely to result in corrosion. Accordingly, care should be taken during installation to avoid such contact of steel with dissimilar materials, including: dissimilar metals (copper, zinc, steel, etc.), concrete, stucco, asbestos siding, pressure treated/pretreated lumber, masonry, corrosive non-metallic materials, and roofing materials or roofing systems containing metallic granules or strips.

PRODUCT PHYSICALS

<u>Product</u>	<u>Coating Type</u>	<u>Thickness*</u>
<i>Cedarwood</i>	<i>PVDF₂</i>	<i>0.017</i>
<i>SuperGard</i>	<i>PVC</i>	<i>0.017</i>

**29 Gauge*

BUILDING CODES

Revere steel products meet or exceed the following building code specifications:

ICC-ES Legacy – Report #97-64

AAMA 1406-86

FHA/HUD Minimum Property Standards

www.reverebuildingproducts.com



REVERE BUILDING PRODUCTS

A Division of Gentek Building Products, Inc.

A proud name you can depend on.

P.O. Box 110 • Akron, Ohio 44309

www.reverebuildingproducts.com

Due to product changes, improvements and other factors, Revere reserves the right to change or delete information contained herein without prior notice. Manufactured and marketed by Gentek Building Products, Inc. Revere name and symbol are used under license from Acuity Management, Inc.

Effective Date: 6/1/09

